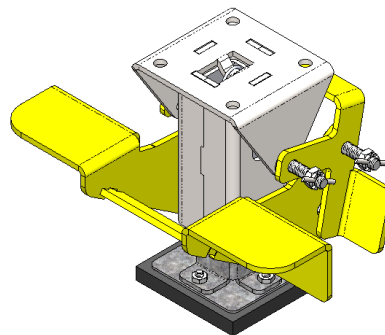
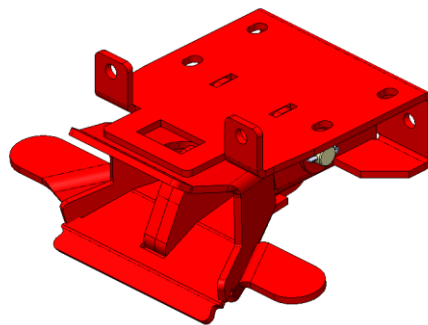





# COMMON PARTS BOOK



# Table of Contents

## TOW BARS

### 5145 SERIES

<b>5145ASM</b> .....	1
5145F .....	2
<b>5145ASM-ENC</b> .....	3
5145F-ENC .....	4
<b>5145ASM-SC</b> .....	5
<b>5145ASM-SC-NC</b> .....	6
5145F-SC-NC .....	7
<b>514525ASM</b> .....	8
514525F .....	9

### 5175 SERIES

<b>5175ASM</b> .....	10
5175F .....	11

### 5185 SERIES

<b>5185ASM</b> .....	12
5185F .....	13
<b>5185ASM-ENC</b> .....	14
5185F-ENC .....	15
<b>5185ASM-SC</b> .....	16
5185F-SC .....	17
<b>518512ASM</b> .....	18
518512F .....	19
<b>518525ASM</b> .....	20
518525F .....	21
<b>5189KIT</b> .....	22

# Table of Contents

## **5195 SERIES**

<b>5195ASM</b> .....	23
5195F .....	24

## **6120 SERIES**

<b>6120</b> .....	25
-------------------	----

## **6500 SERIES**

<b>6500ASM</b> .....	26
6500 .....	27,28
<b>6570ASM</b> .....	29
6570 .....	30

## **580008K SERIES**

<b>580008K-ASM</b> .....	31
580008K RETRACTABLE SUB ASSEMBLIES .....	32
580008K-110 .....	33
580008K-112 .....	34
580008K-113 .....	35

## **580008KS SERIES**

<b>580008KS-ASM</b> .....	36
580008KS RETRACTABLE SUB ASSEMBLIES .....	37
580008KS-110 .....	38
580008KS-112 .....	39
580008KS-113 .....	40

## **590008 SERIES**

<b>590008ASM</b> .....	41
590008F .....	42

## **610008 SERIES**

<b>610008</b> .....	43
<b>610008R</b> .....	44

# Table of Contents

## REAR HITCHES

### 500008 SERIES

500008 .....	45
--------------	----

### 6900 SERIES

6900 .....	46
------------	----

6930 .....	47
------------	----

6940 .....	48
------------	----

6950 .....	49
------------	----

### 7300 SERIES

7300H-ZNC.....	50
----------------	----

7300K-ZNC.....	51
----------------	----

### SH-D-0061 SERIES

SH-D-0061 .....	52
-----------------	----

### LPHDPLPH SERIES

LPHDPLPH-ASM .....	53
--------------------	----

## PINTLE RING

### 4730 SERIES

4730 .....	54
------------	----

4737 .....	55
------------	----

4738 .....	56
------------	----

## AUTO RELEASE

### 5165 SERIES

5165 .....	57
------------	----

# Table of Contents

## FLOOR LOCK

### 4400 SERIES

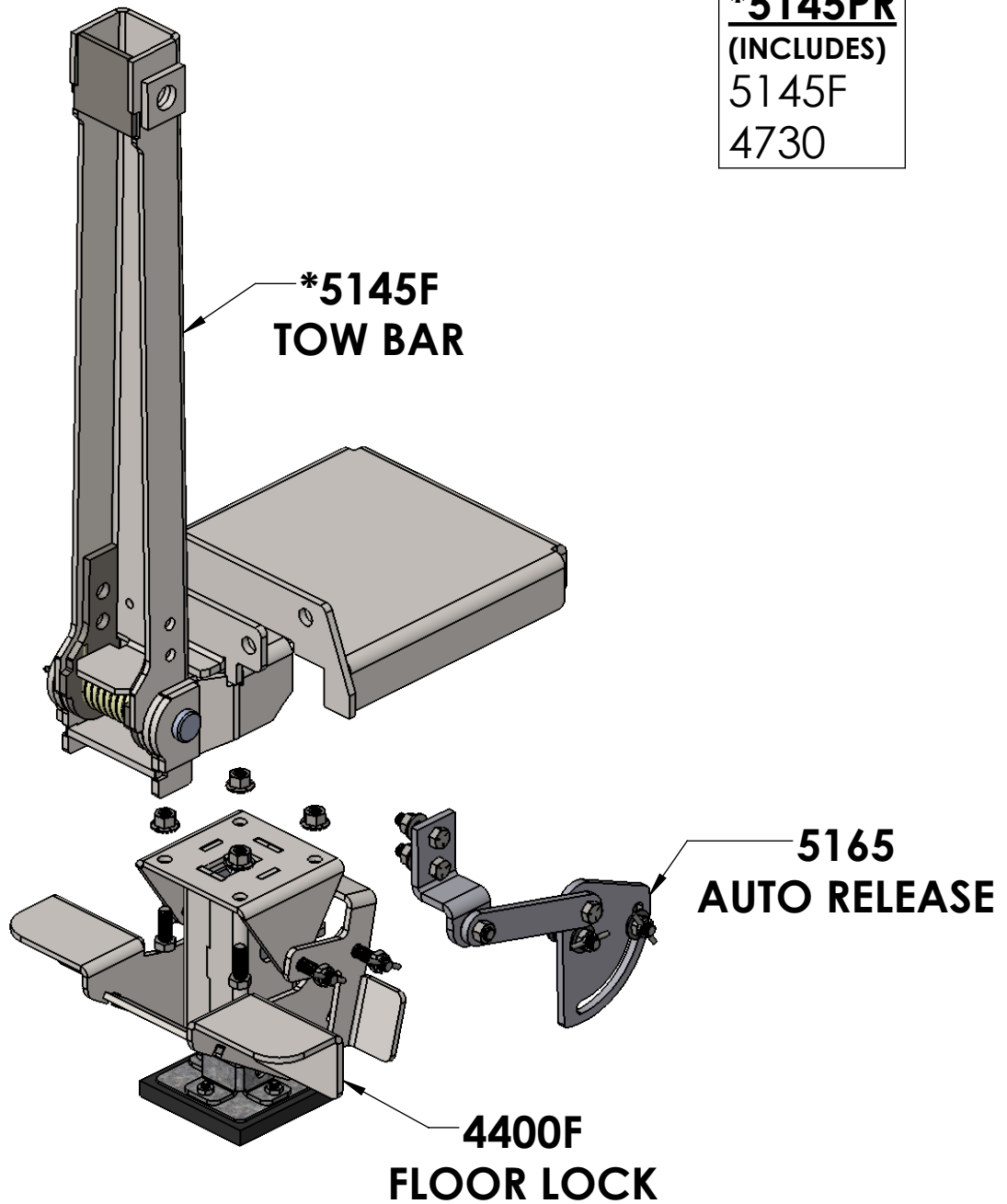
4400F .....	58,59
4400S .....	60,61
4400C .....	62,63
44006F .....	64,65
44006S .....	66,67

# 5145ASM TOW BAR/FLOOR LOCK ASSEMBLY

(FOR HH4 MODULAR CARTS)

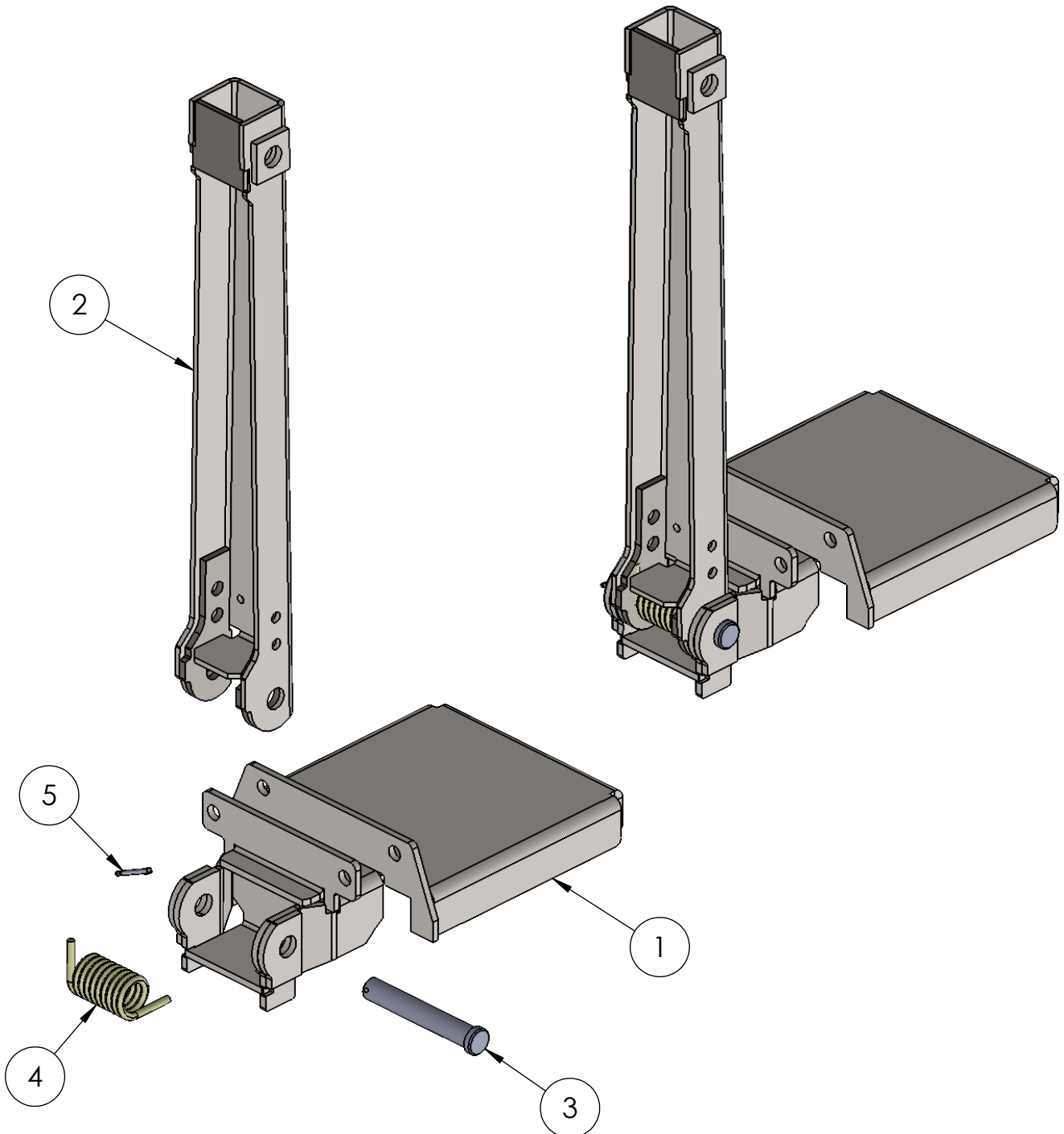


**\*5145PR**  
(INCLUDES)  
5145F  
4730



# TOW BAR 5145F

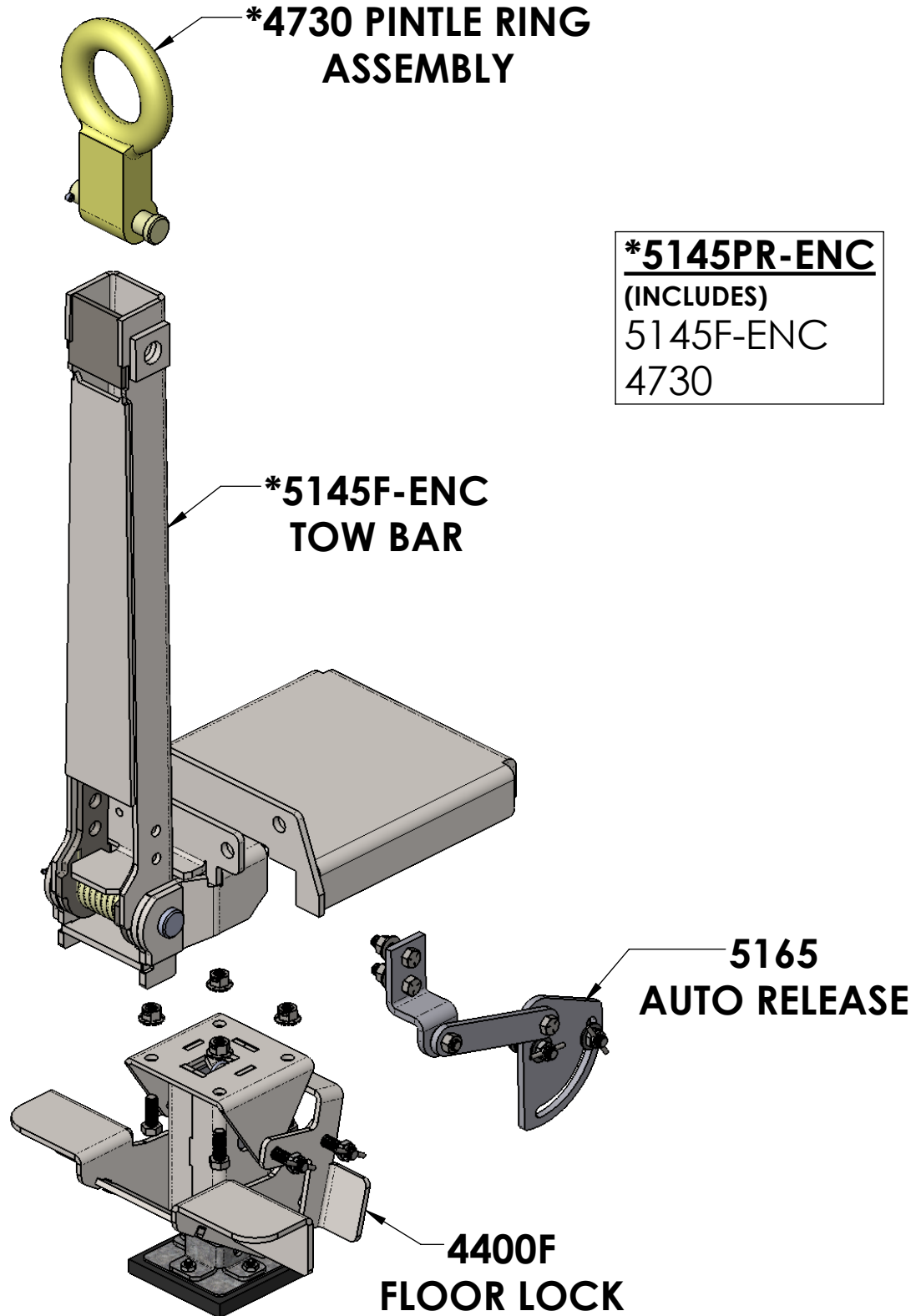
ITEM NO.	QTY.	PART NUMBER	DESCRIPTION
1	1	5180001	CENTER PAN/ HINGE WELDMENT
2	1	5188	TOW BAR CHANNEL
3	1	FHW1008	CLEVIS PIN, 3/4 X 4-3/4 (EL 4-1/2), SL
4	1	400108B	TORSION SPRING
5	1	FHW1000	COTTER PIN, 5/32 X 1-1/4, ZS



# 5145ASM-ENC

## TOW BAR/FLOOR LOCK ASSEMBLY

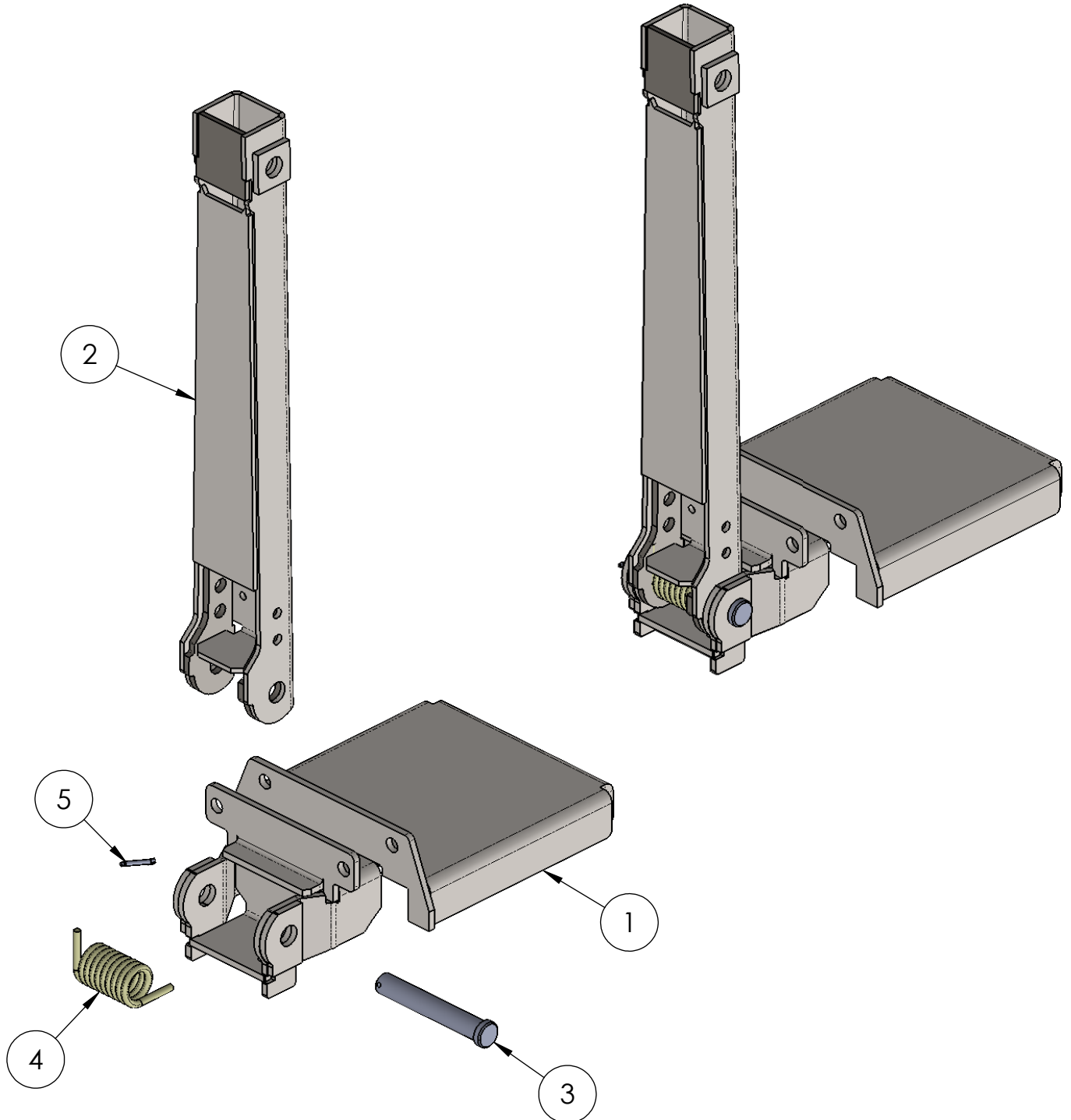
(FOR HH4 MODULAR CARTS)



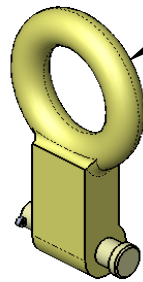


# TOW BAR 5145F-ENC

ITEM NO.	QTY.	PART NUMBER	DESCRIPTION
1	1	5180001	CENTER PAN/ HINGE WELDMENT
2	1	5188ENC	TOW BAR CHANNEL ENCLOSED
3	1	FHW1008	CLEVIS PIN, 3/4 X 4-3/4 (EL 4-1/2), SL
4	1	400108B	TORSION SPRING
5	1	FHW1000	COTTER PIN, 5/32 X 1-1/4, ZS

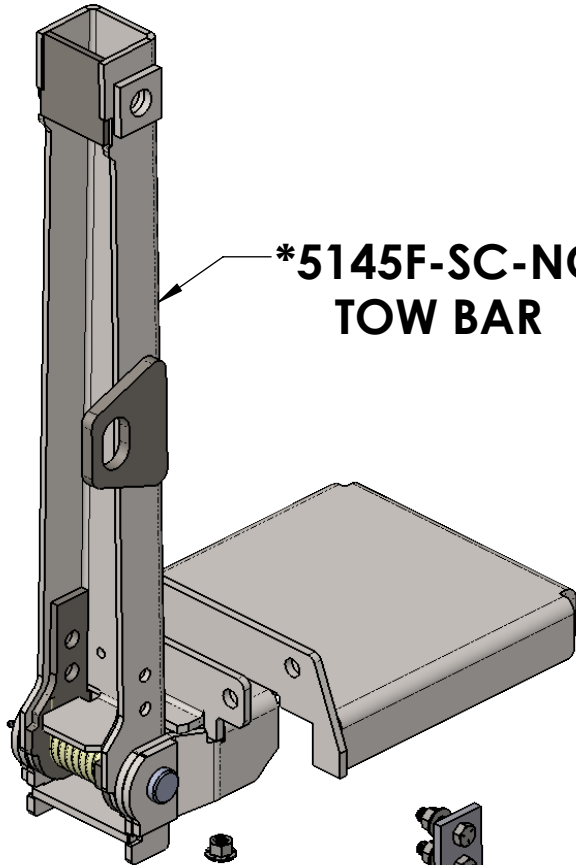


# 5145ASM-SC TOW BAR/FLOOR LOCK ASSEMBLY W/SC1000-KIT (FOR HH4 MODULAR CARTS)



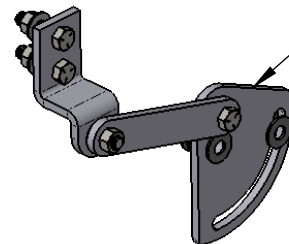
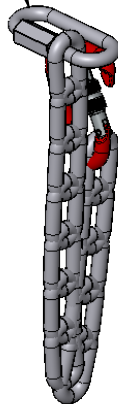
**\*4730 PINTLE RING  
ASSEMBLY**

**\*5145PR-SC**  
(INCLUDES)  
5145F-SC-NC  
4730  
SC1000-KIT

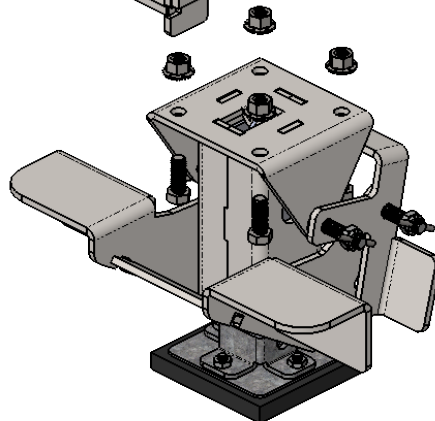


**\*5145F-SC-NC  
TOW BAR**

**\*SC1000-KIT**

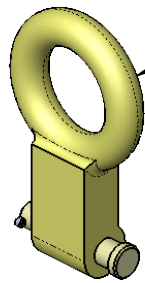


**5165  
AUTO  
RELEASE**



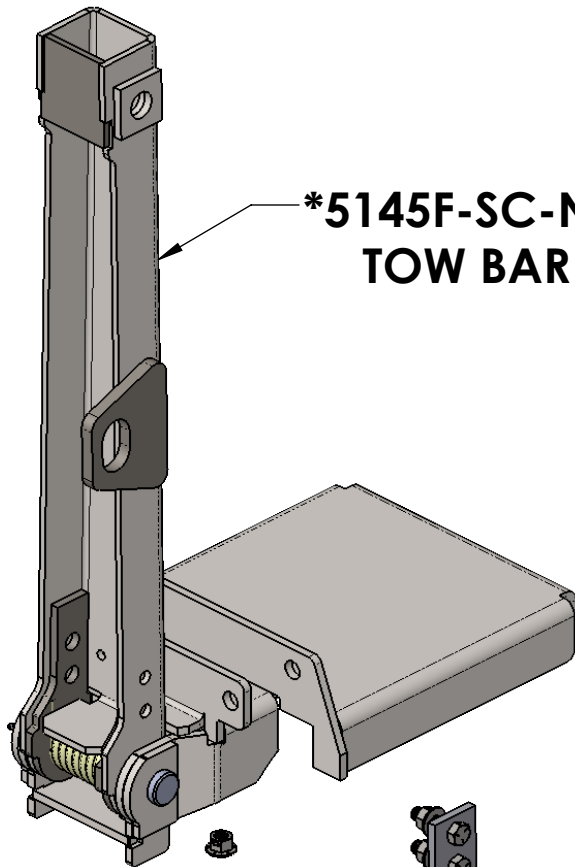
**4400F  
FLOOR LOCK**

# 5145ASM-SC-NC TOW BAR/FLOOR LOCK ASSEMBLY

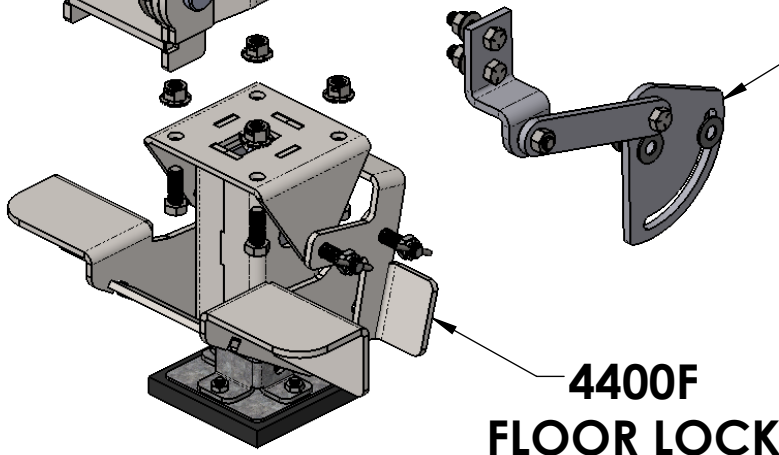


**\*4730 PINTLE RING  
ASSEMBLY**

**\*5145PR-SC-NC**  
(INCLUDES)  
5145F-SC-NC  
4730



**\*5145F-SC-NC  
TOW BAR**

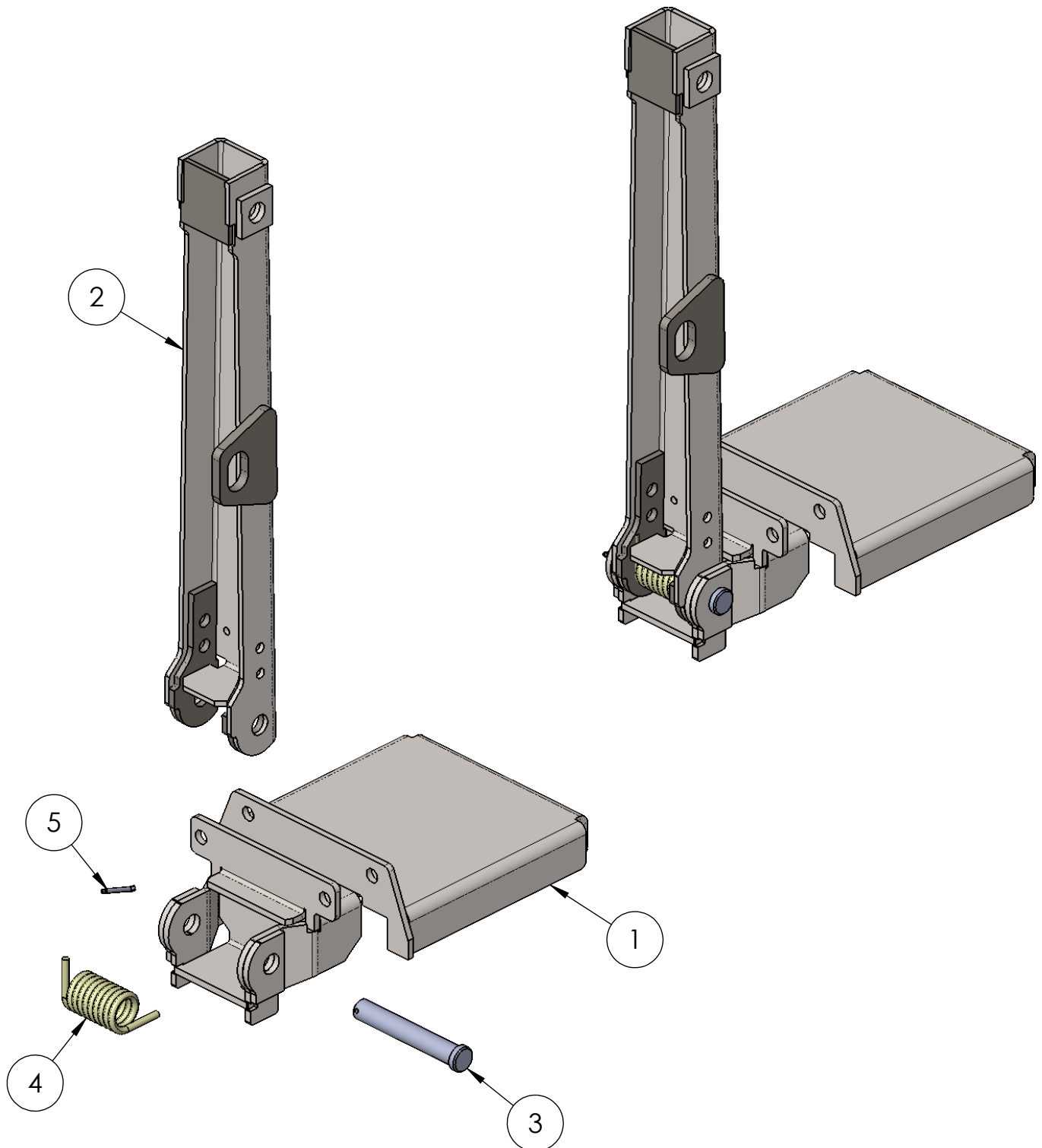


**5165  
AUTO RELEASE**

**4400F  
FLOOR LOCK**

# TOW BAR 5145F-SC-NC

ITEM NO.	QTY.	PART NUMBER	DESCRIPTION
1	1	5180001	CENTER PAN/ HINGE WELDMENT
2	1	5188-SC-NC	TOW BAR CHANNEL w/SC BRKT
3	1	FHW1008	CLEVIS PIN, 3/4 X 4-3/4 (EL 4-1/2), SL
4	1	400108B	TORSION SPRING
5	1	FHW1000	COTTER PIN, 5/32 X 1-1/4, ZS

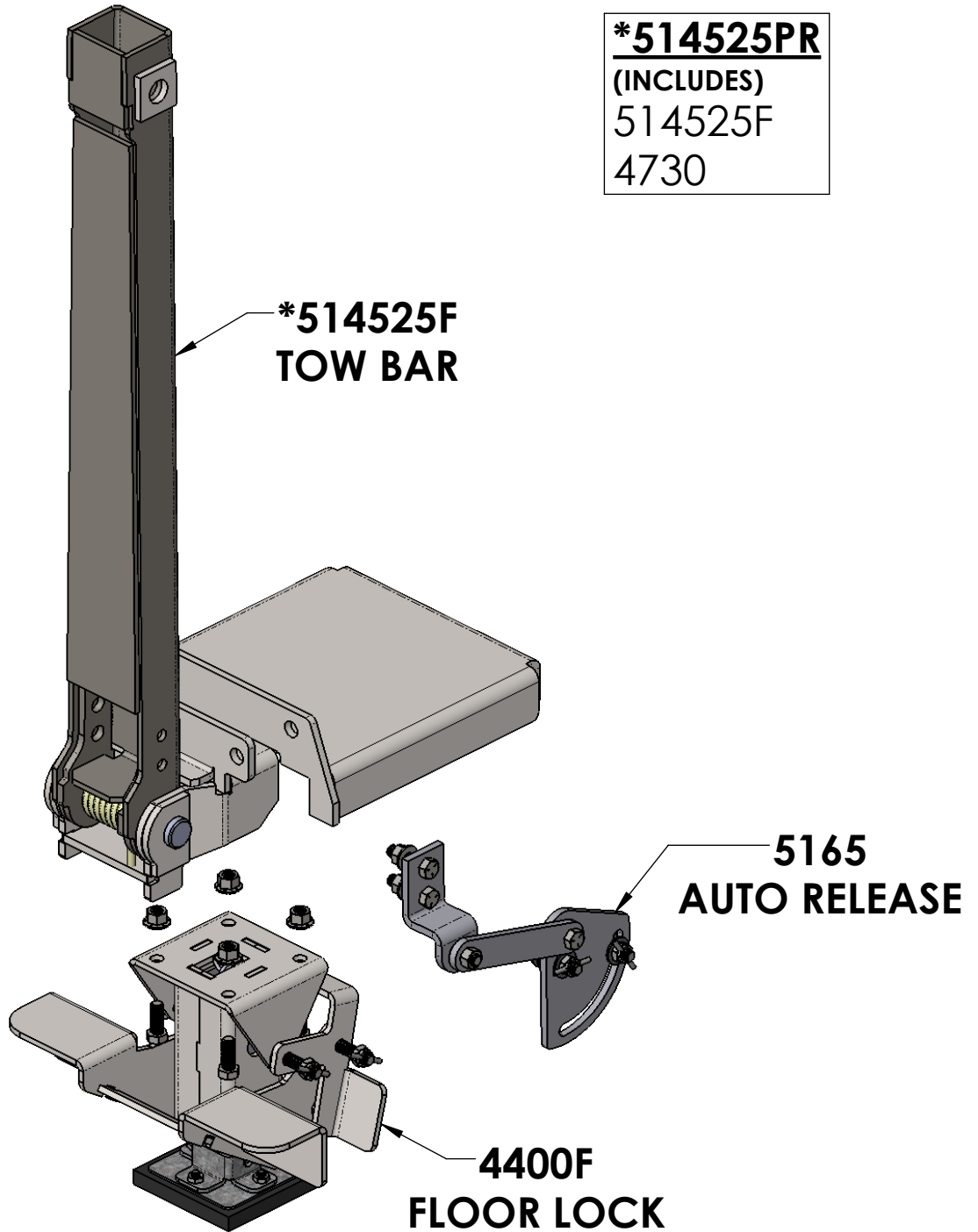


# 514525ASM TOW BAR/FLOOR LOCK ASSEMBLY

(FOR HH4 MODULAR CARTS)

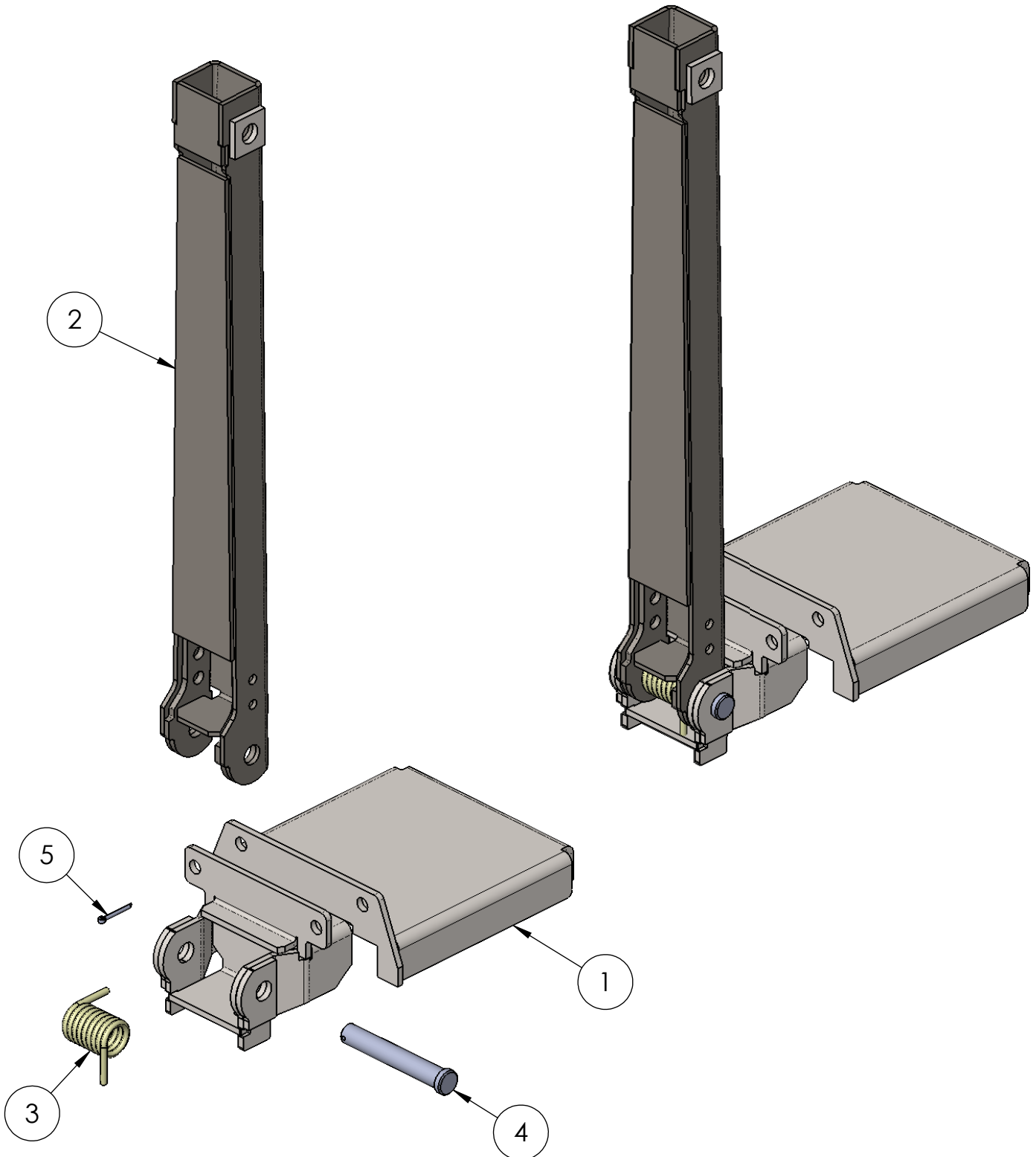


**\*514525PR**  
(INCLUDES)  
514525F  
4730

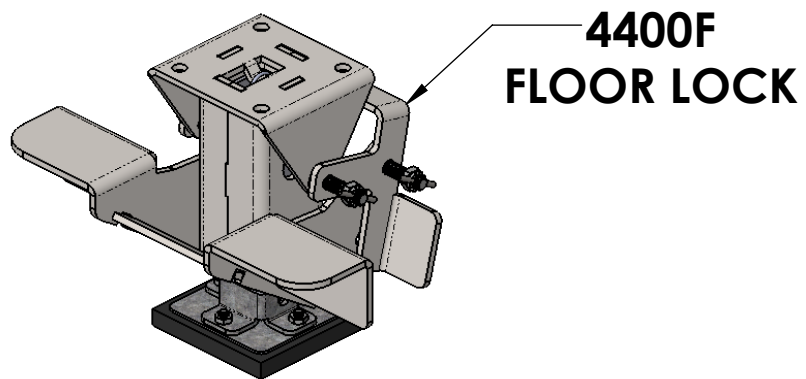
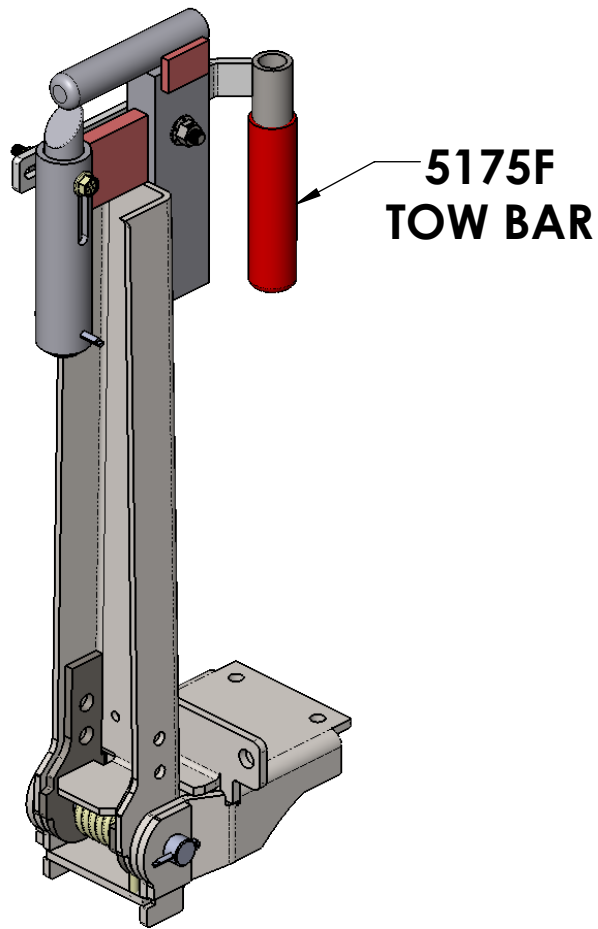


# TOW BAR 514525F

ITEM NO.	QTY.	PART NUMBER	DESCRIPTION
1	1	5180001	CENTER PAN/ HINGE WELDMENT
2	1	518825	TOW BAR CHANNEL, EXT.
3	1	HS7720	TORSION SPRING
4	1	FHW1008	CLEVIS PIN, 3/4 X 4-3/4 (EL 4-1/2), SL
5	1	FHW1000	COTTER PIN, 5/32 X 1-1/4, ZS

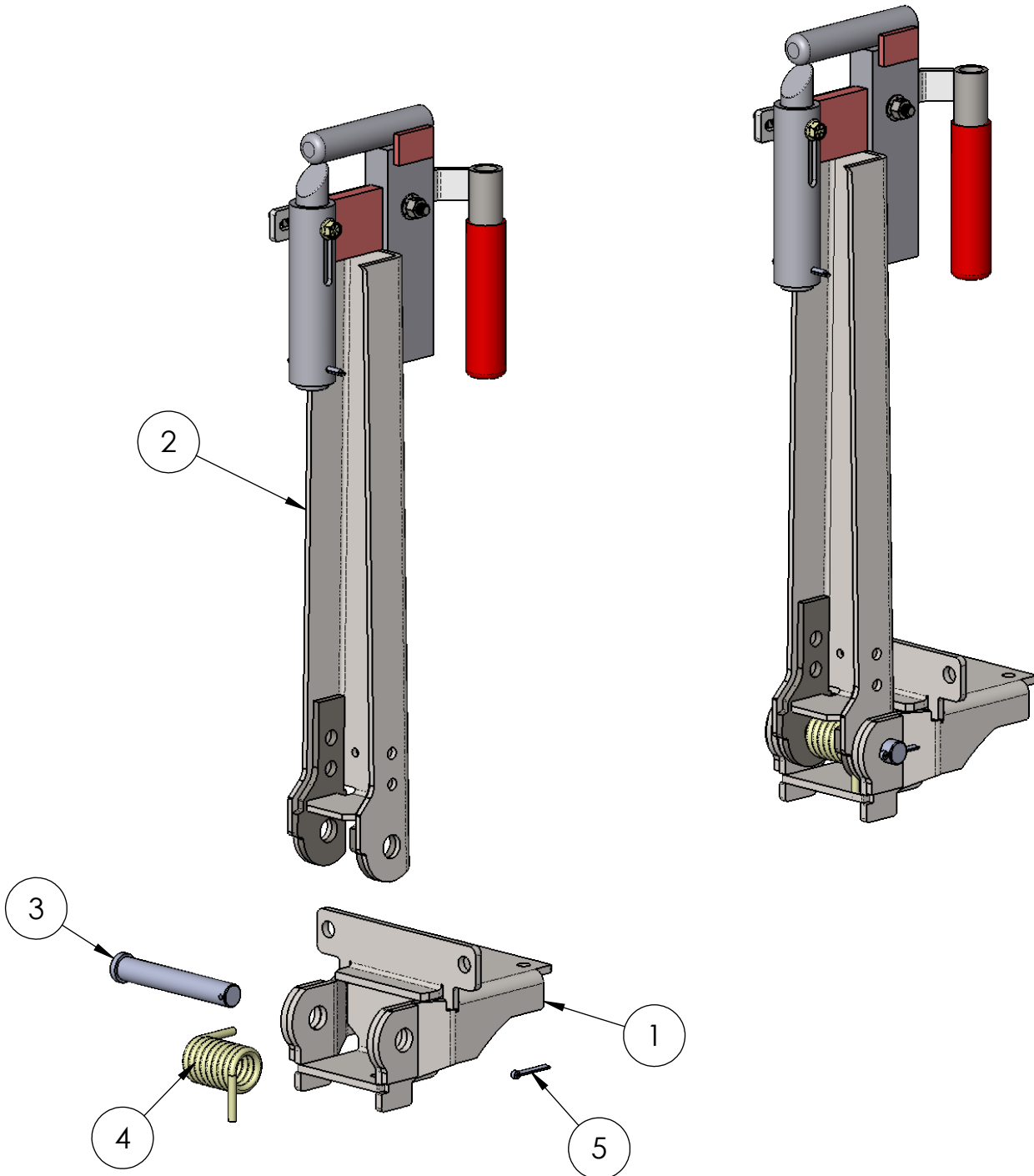


# TOW BAR 5175ASM



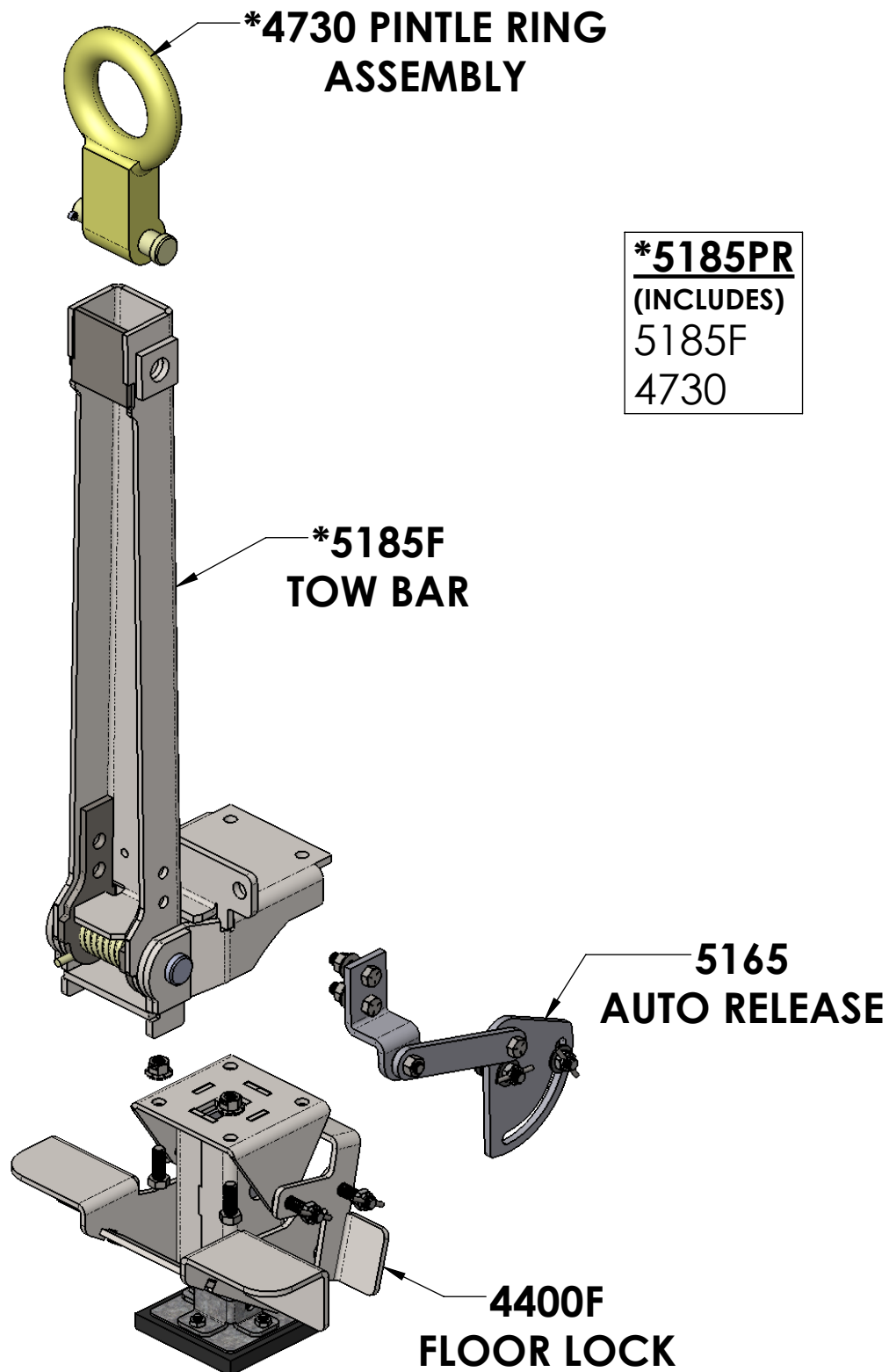
# TOW BAR 5175F

ITEM NO.	QTY.	PART NUMBER	DESCRIPTION
1	1	5186	TOWBAR MOUNTING HINGE WELDMENT
2	1	5175TB	TOW BAR CHANNEL, w/HOOK
3	1	FHW1008	CLEVIS PIN, 3/4 X 4-3/4 (EL 4-1/2), SL
4	1	HS1024	TORSION SPRING
5	1	FHW1000	COTTER PIN, 5/32 X 1-1/4, ZS



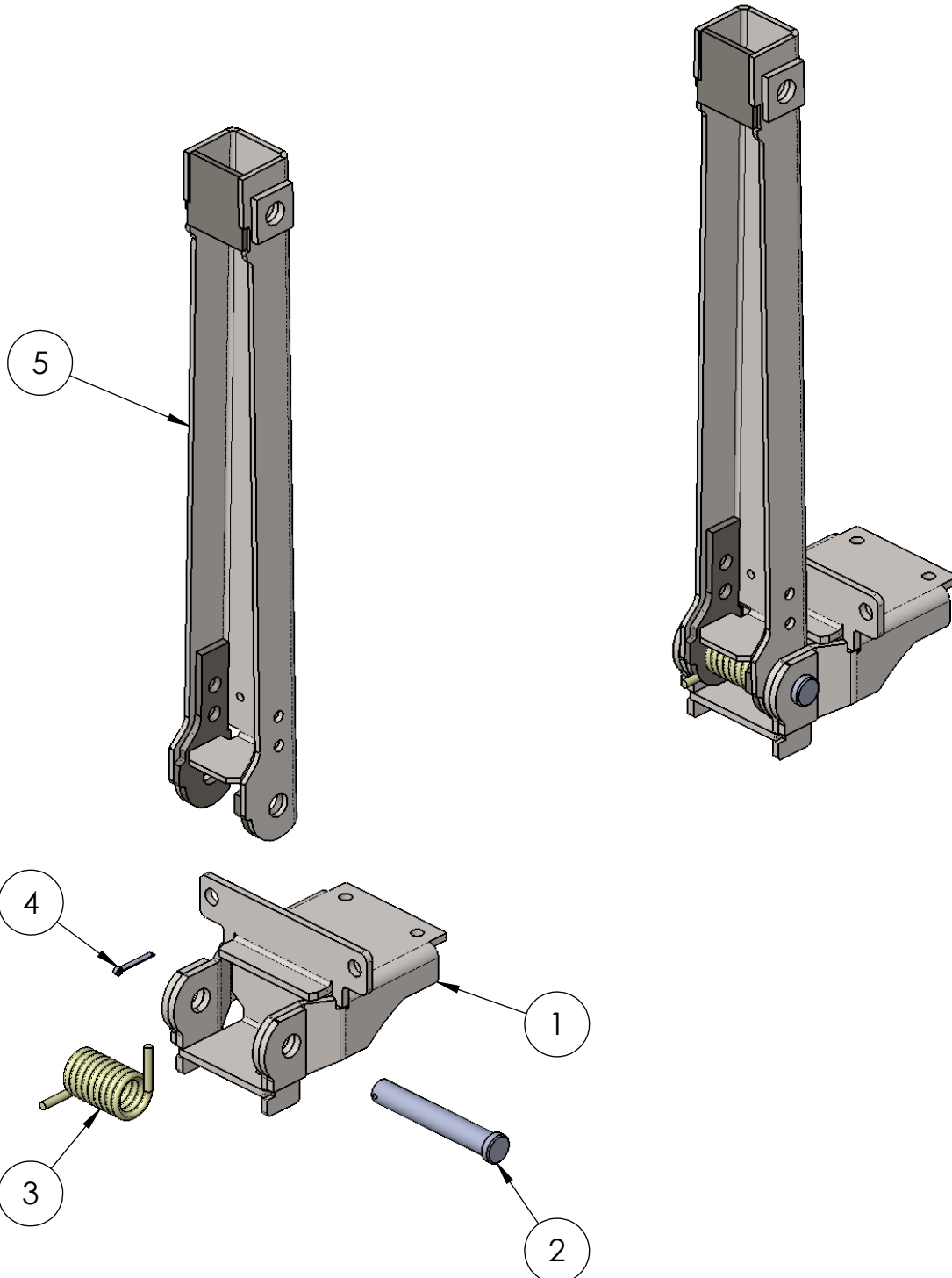


# 5185ASM TOW BAR/FLOOR LOCK ASSEMBLY

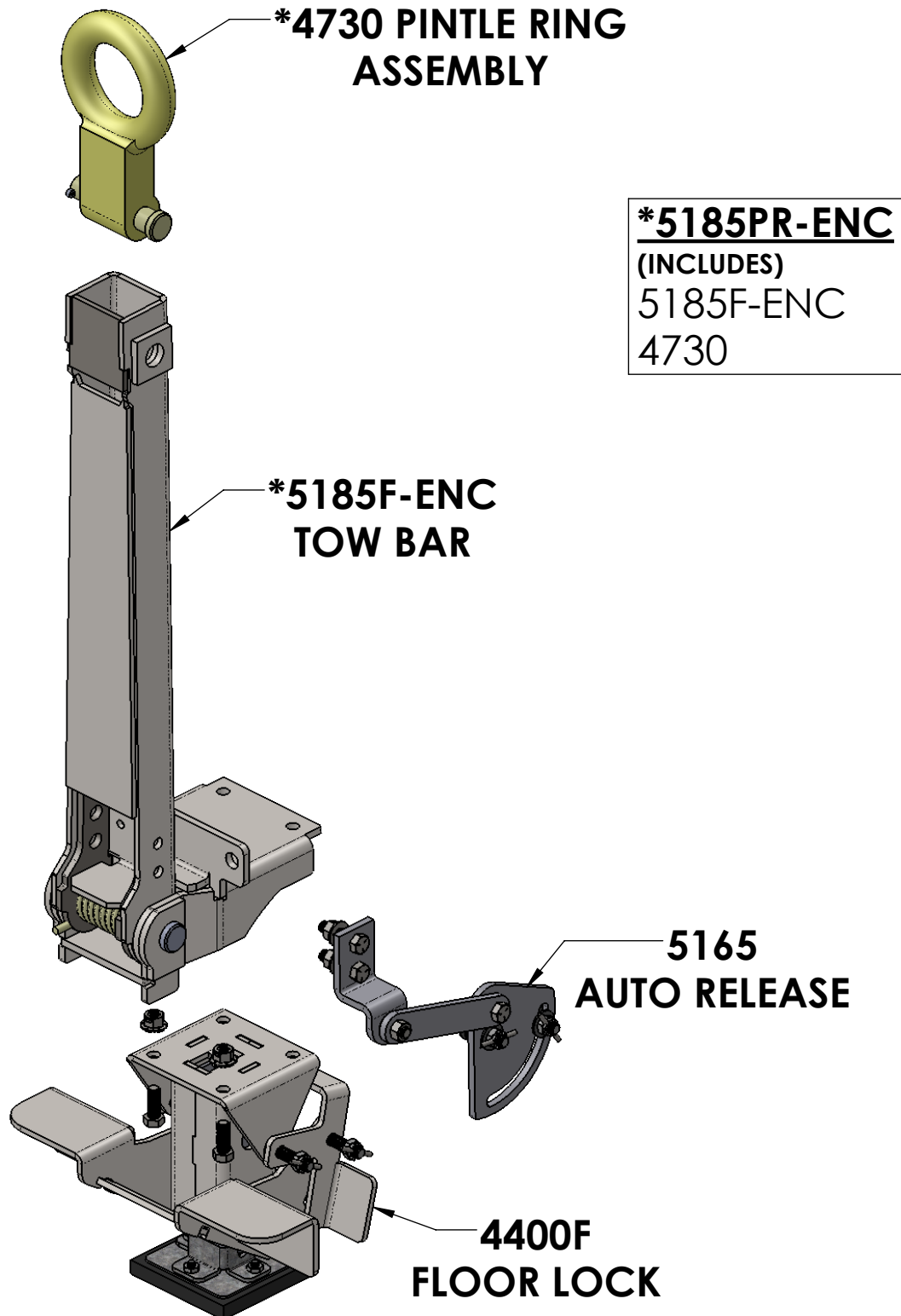


# TOW BAR 5185F

ITEM NO.	QTY.	PART NUMBER	DESCRIPTION
1	1	5186	TOWBAR MOUNTING HINGE WELDMENT
2	1	FHW1008	CLEVIS PIN, 3/4 X 4-3/4 (EL 4-1/2), SL
3	1	400108B	TORSION SPRING
4	1	FHW1000	COTTER PIN, 5/32 X 1-1/4, ZS
5	1	5188	TOW BAR CHANNEL

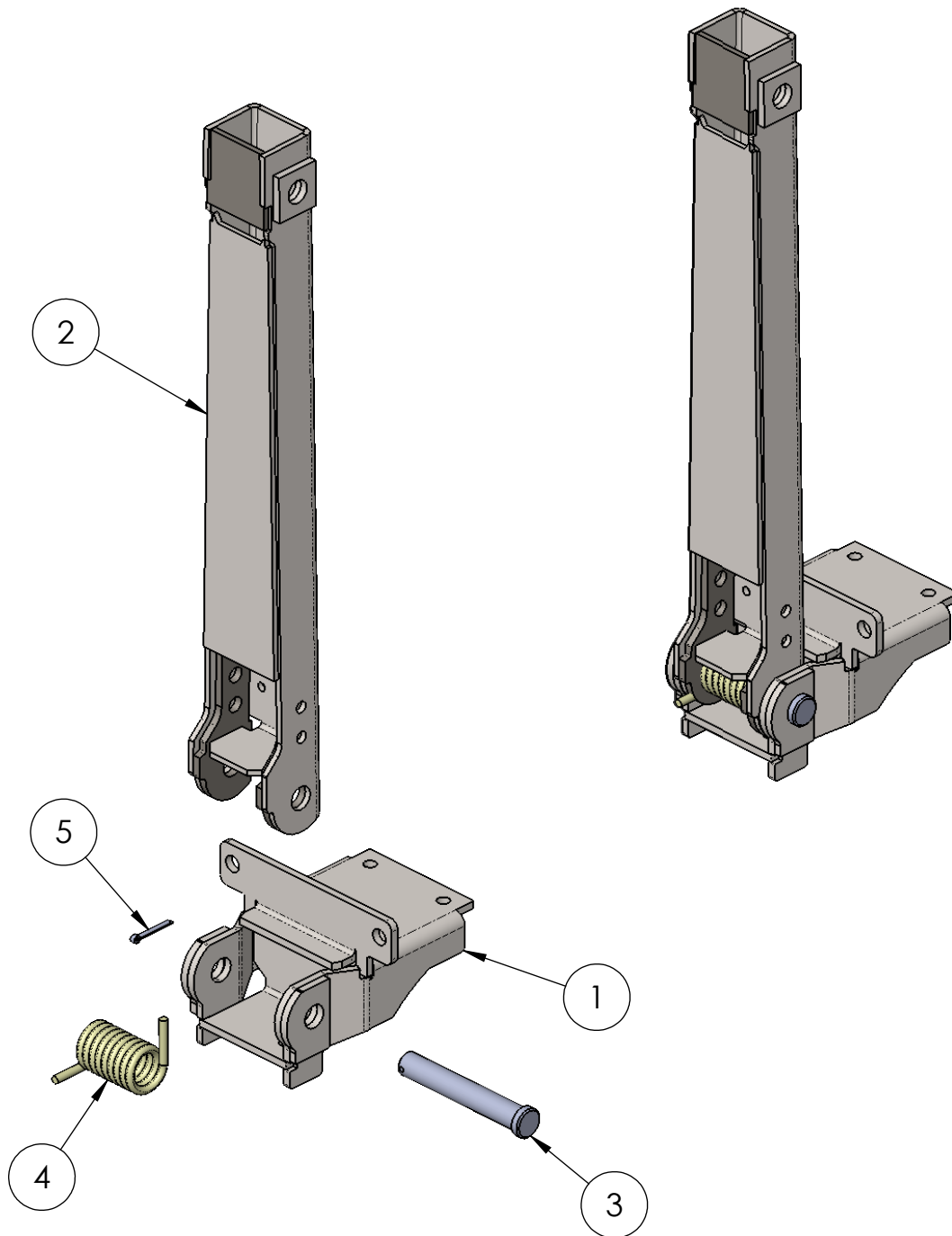


# 5185ASM-ENC TOW BAR/FLOOR LOCK ASSEMBLY

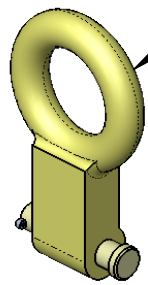


# TOW BAR 5185F-ENC

ITEM NO.	QTY.	PART NUMBER	DESCRIPTION
1	1	5186	TOWBAR MOUNTING HINGE WELDMENT
2	1	5188ENC	TOW BAR CHANNEL ENCLOSED
3	1	FHW1008	CLEVIS PIN, 3/4 X 4-3/4 (EL 4-1/2), SL
4	1	400108B	TORSION SPRING
5	1	FHW1000	COTTER PIN, 5/32 X 1-1/4, ZS

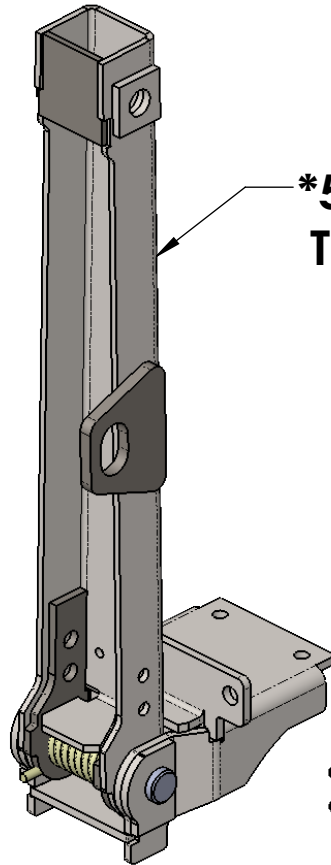


# 5185ASM-SC TOW BAR/FLOOR LOCK ASSEMBLY W/SAFETY CHAIN (FOR WELDED CARTS)



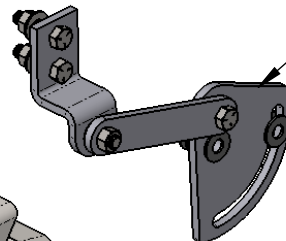
**\*4730 PINTLE RING  
ASSEMBLY**

**\*5185PR-SC**  
(INCLUDES)  
5185F-SC  
4730  
SC1000-KIT

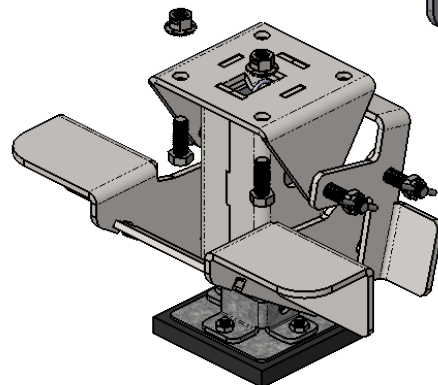


**\*5185F-SC  
TOW BAR**

**\*SC1000-KIT**



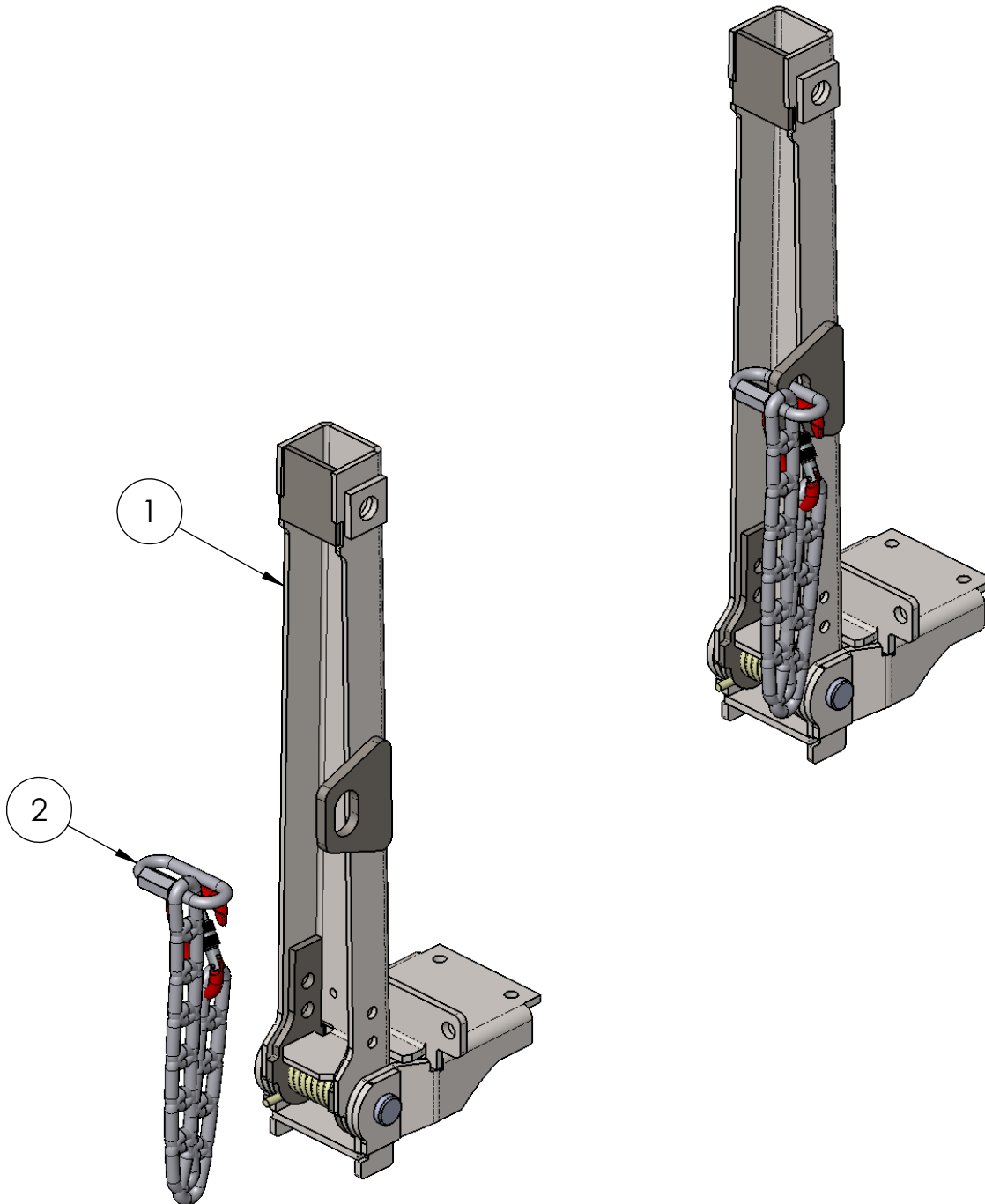
**5165  
AUTO  
RELEASE**



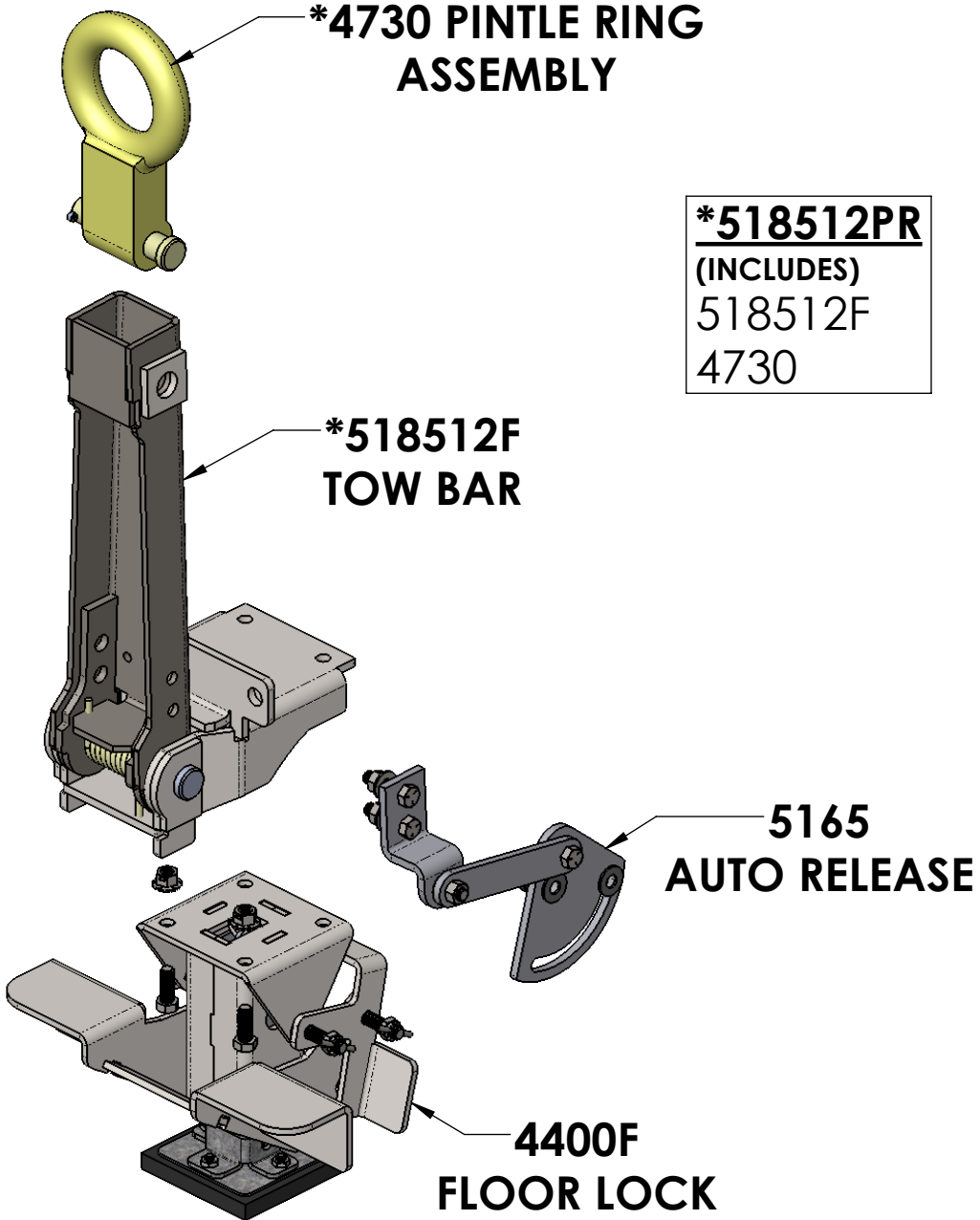
**4400F  
FLOOR LOCK**

# TOW BAR 5185F-SC

ITEM NO.	QTY.	PART NUMBER	DESCRIPTION
1	1	5185F-SC-NC	TOW BAR W/ MOUNT FOR SAFETY CHAIN
2	1	SC1000-KIT	SAFETY CHAIN KIT

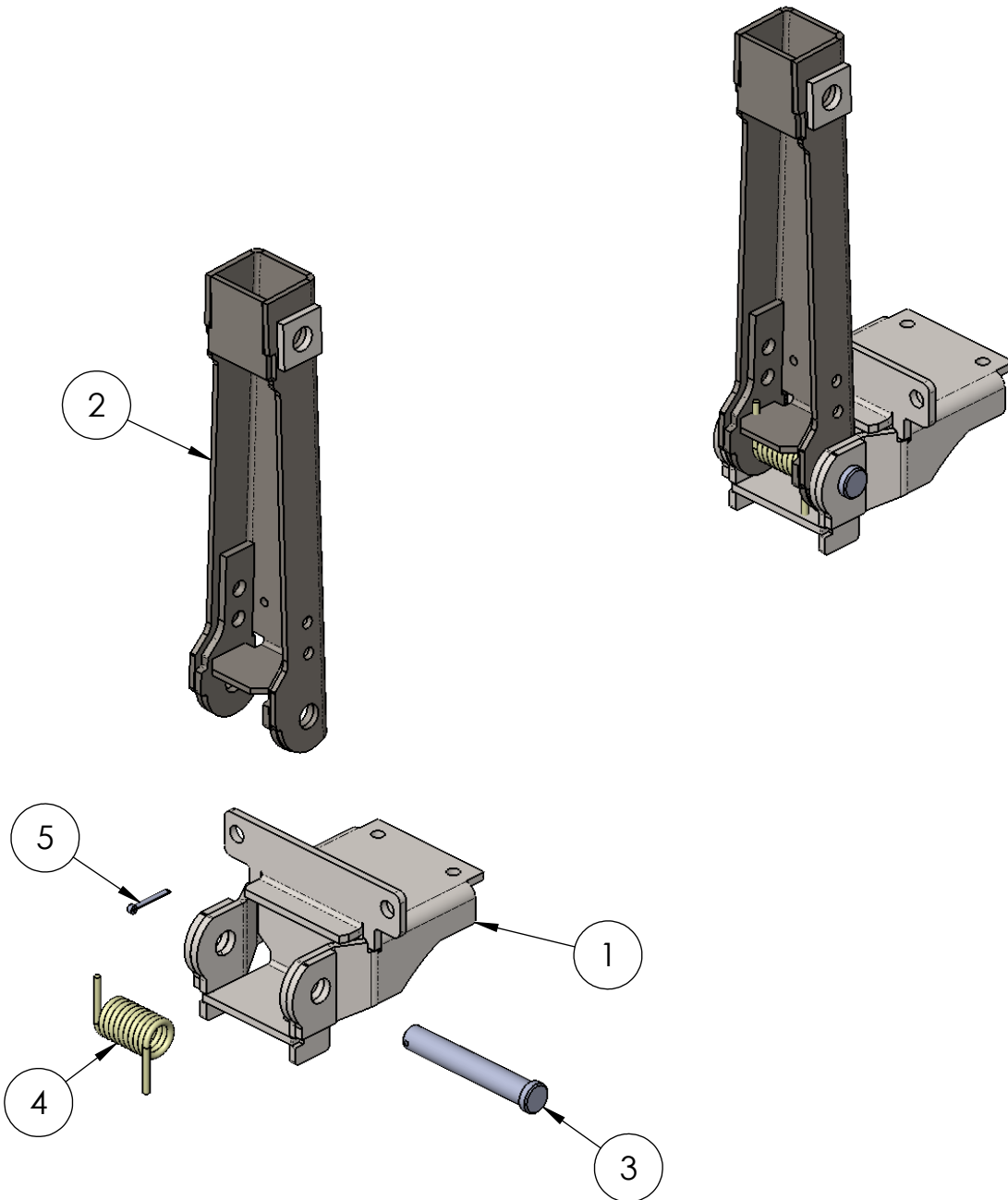


# 518512ASM TOW BAR/FLOOR LOCK ASSEMBLY



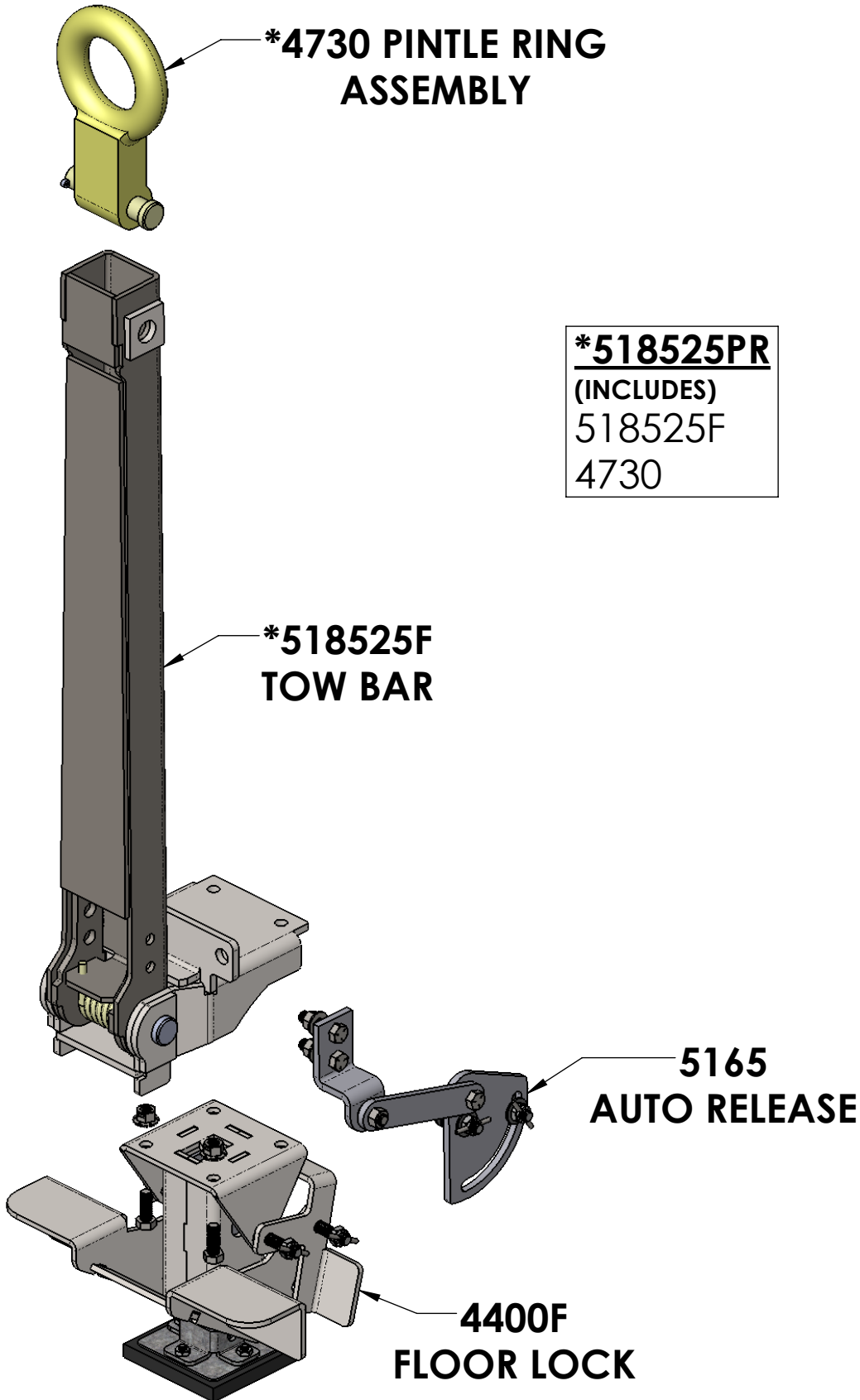
# TOW BAR 518512F

ITEM NO.	QTY.	PART NUMBER	DESCRIPTION
1	1	5186	TOWBAR MOUNTING HINGE WELDMENT
2	1	518812	TOW BAR CHANNEL
3	1	FHW1008	CLEVIS PIN, 3/4 X 4-3/4 (EL 4-1/2), SL
4	1	HS-192-875-10-177	TORSION SPRING
5	1	FHW1000	COTTER PIN, 5/32 X 1-1/4, ZS



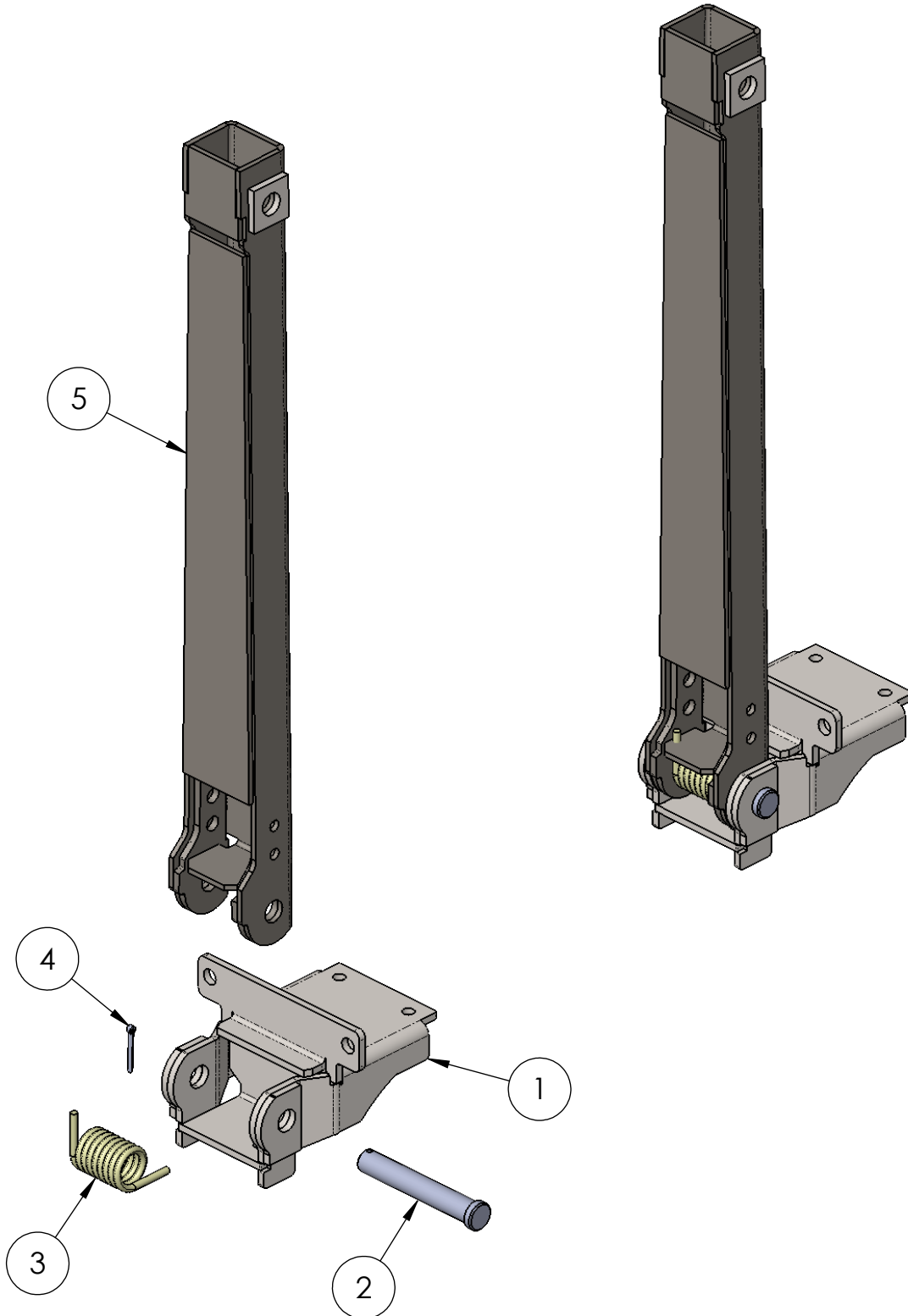


# 518525ASM TOW BAR/FLOOR LOCK ASSEMBLY



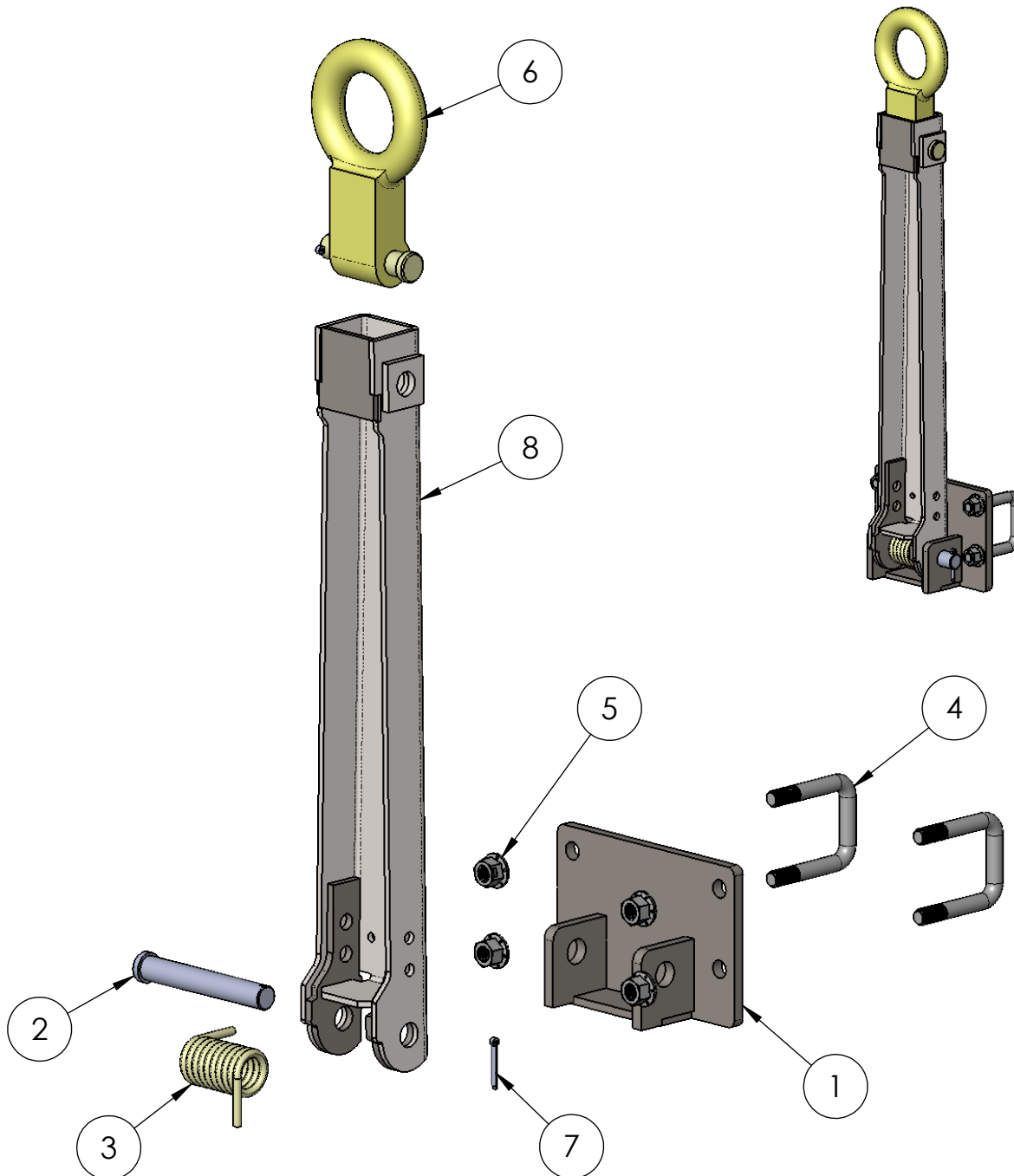
# TOW BAR 518525F

ITEM NO.	QTY.	PART NUMBER	DESCRIPTION
1	1	5186	TOWBAR MOUNTING HINGE WELDMENT
2	1	FHW1008	CLEVIS PIN, 3/4 X 4-3/4 (EL 4-1/2), SL
3	1	HS7720	TORSION SPRING
4	1	FHW1000	COTTER PIN, 5/32 X 1-1/4, ZS
5	1	518825	TOW BAR CHANNEL, EXT.



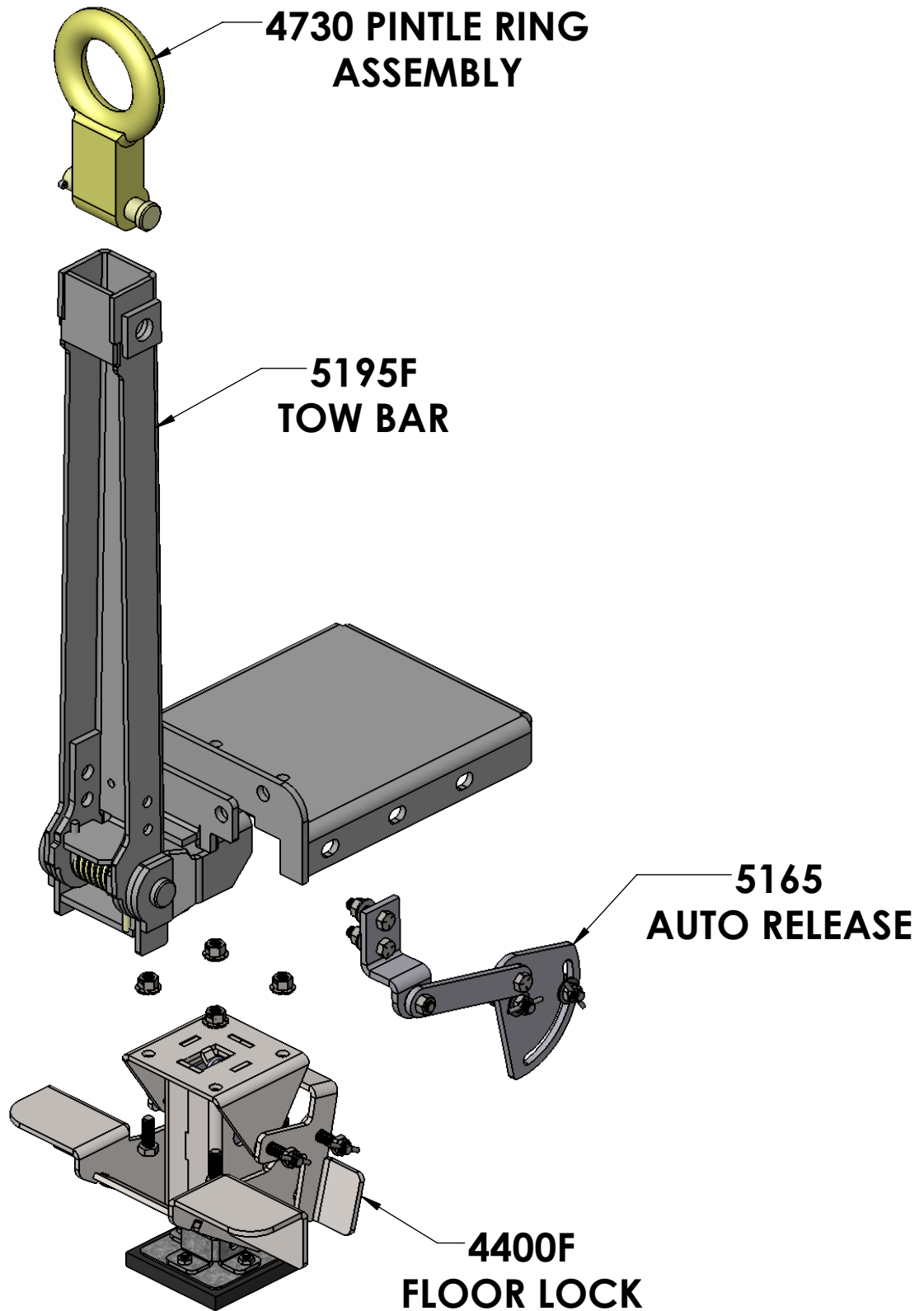
# TOW BAR 5189 KIT

ITEM NO.	QTY.	PART NUMBER	DESCRIPTION
1	1	5189FM	PLATE, FREE MOUNT
2	1	FHW1006	CLEVIS PIN, 3/4 X 5 (EL 4-3/4), SL
3	1	400108B	TORSION SPRING
4	2	FHW1040	U BOLT, SQ, 1/2-13 X 2 X 3, ZS
5	4	FHW1083	FLANGE NUT, 1/2-13, LOCK, ZS
6	1	4730	PINTLE RING w/CLEVIS & COTTER
7	1	FHW1000	COTTER PIN, 5/32 X 1-1/4, ZS
8	1	5188	TOW BAR CHANNEL



# 5195ASM TOW BAR/FLOOR LOCK ASSEMBLY

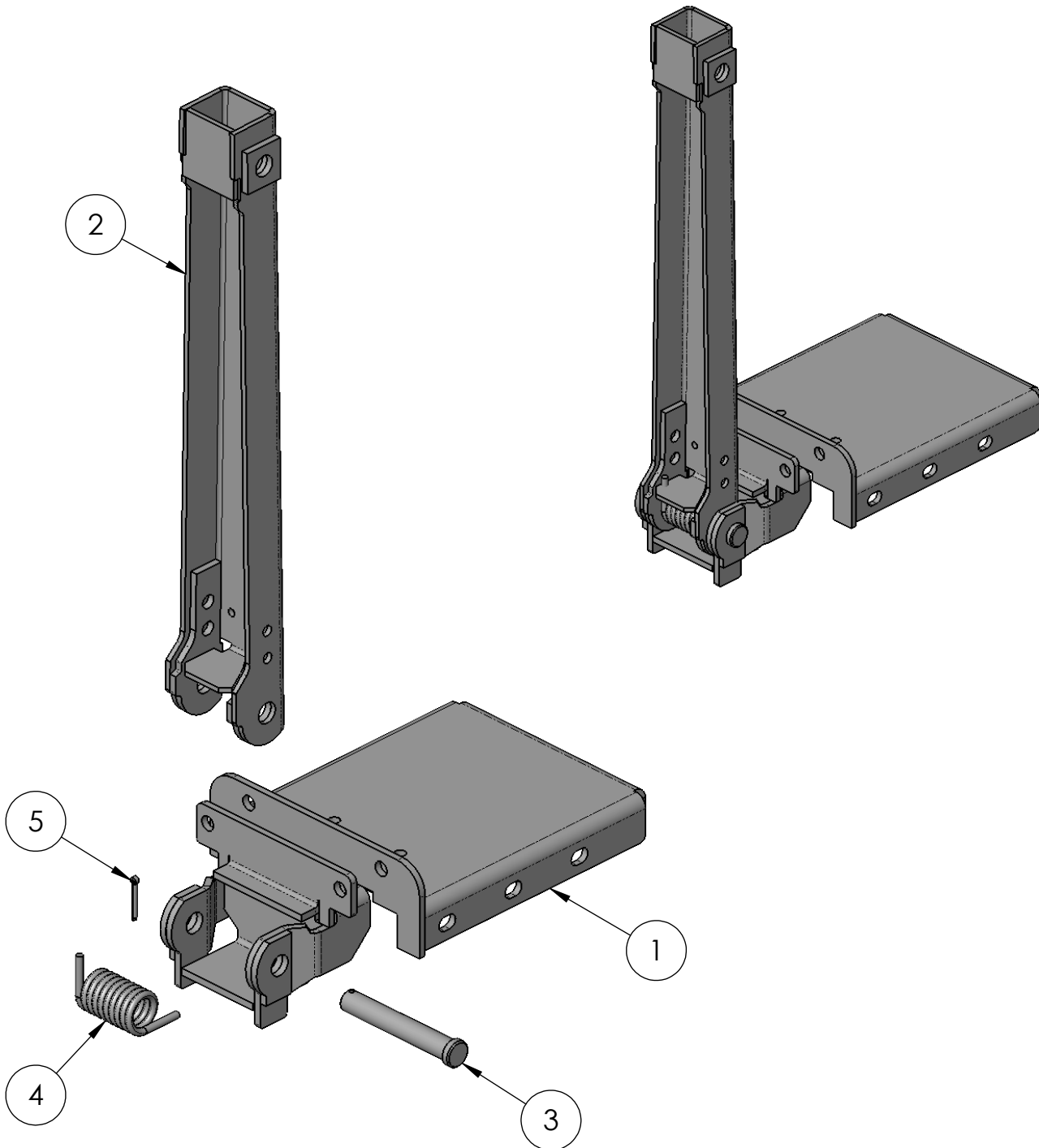
(FOR HH3 CARTS)



# TOW BAR 5195F

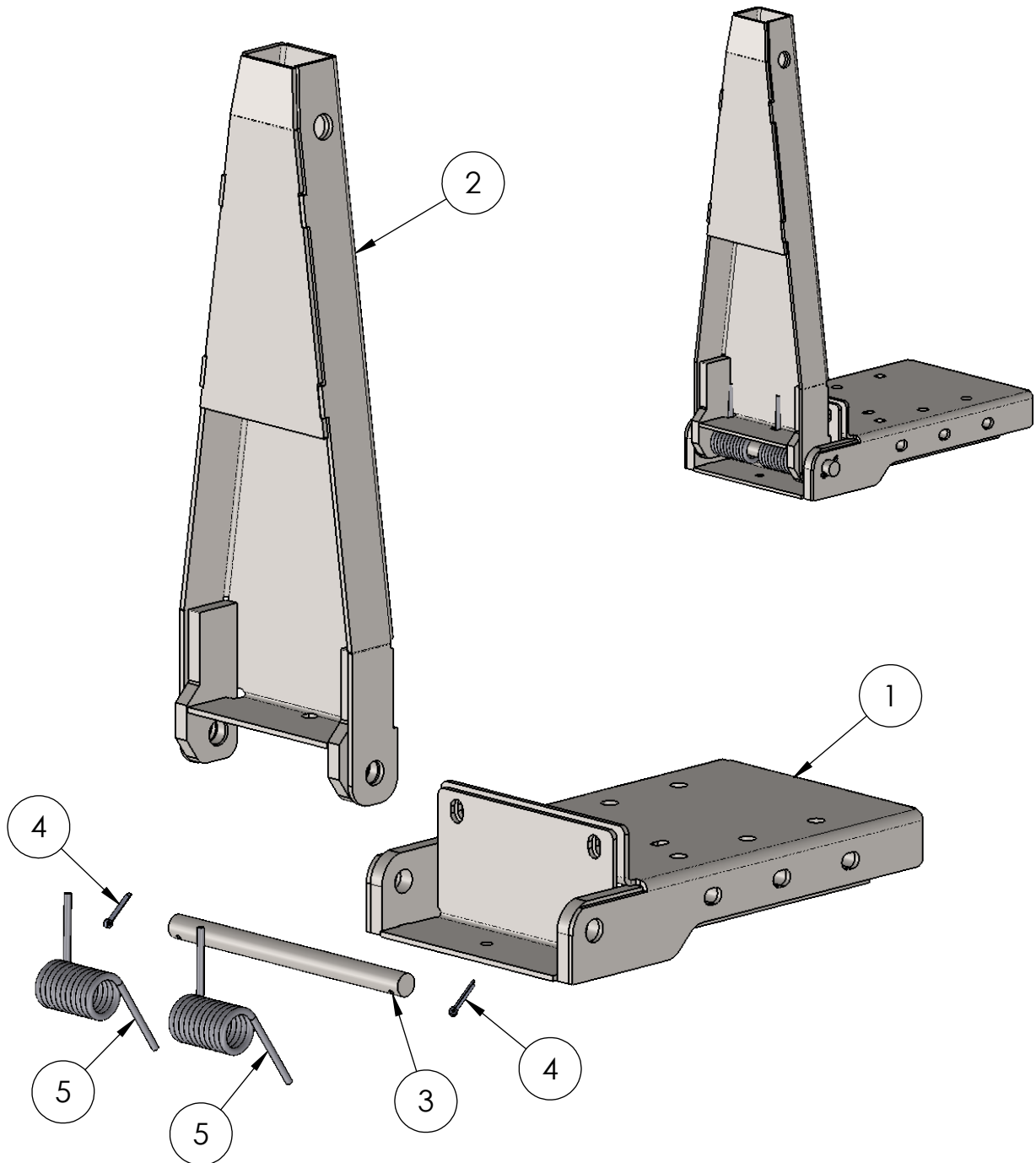
(FOR HH3 CARTS)

ITEM NO.	QTY.	PART NUMBER	DESCRIPTION
1	1	5180	TOW BAR MOUNT
2	1	5188	TOW BAR CHANNEL
3	1	FHW1008	CLEVIS PIN, 3/4 X 4-3/4 (EL 4-1/2), SL
4	1	400108	TOW BAR SPRING
5	1	FHW1000	COTTER PIN, 5/32 X 1-1/4, ZS



# TOW BAR 6120

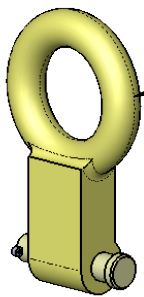
ITEM NO.	QTY.	PART NUMBER	DESCRIPTION
1	1	6107	CENTER PAN
2	1	6110	TOWBAR CHANNEL
3	1	500277	ROUND BAR PIN Ø.75
4	2	FHW1435	COTTER PIN, 5/32 X 1,ZS
5	2	9467	TORSION SPRING



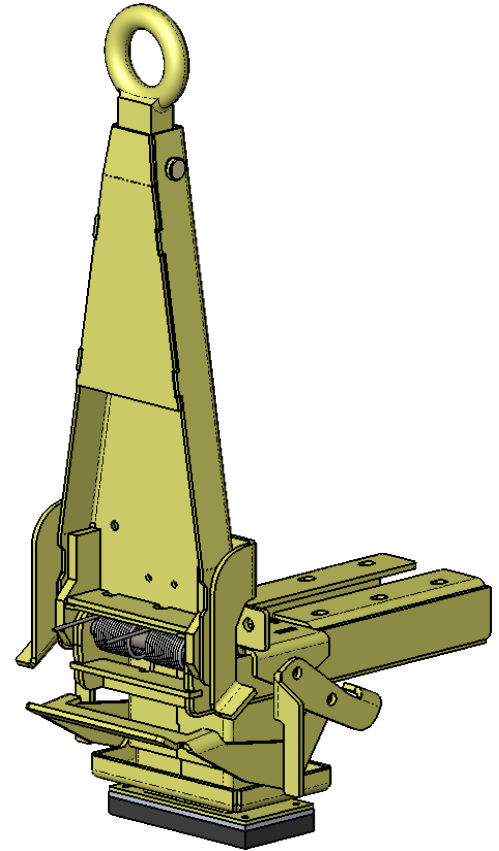
# 6500ASM

## TOW BAR HD/FLOOR LOCK ASM

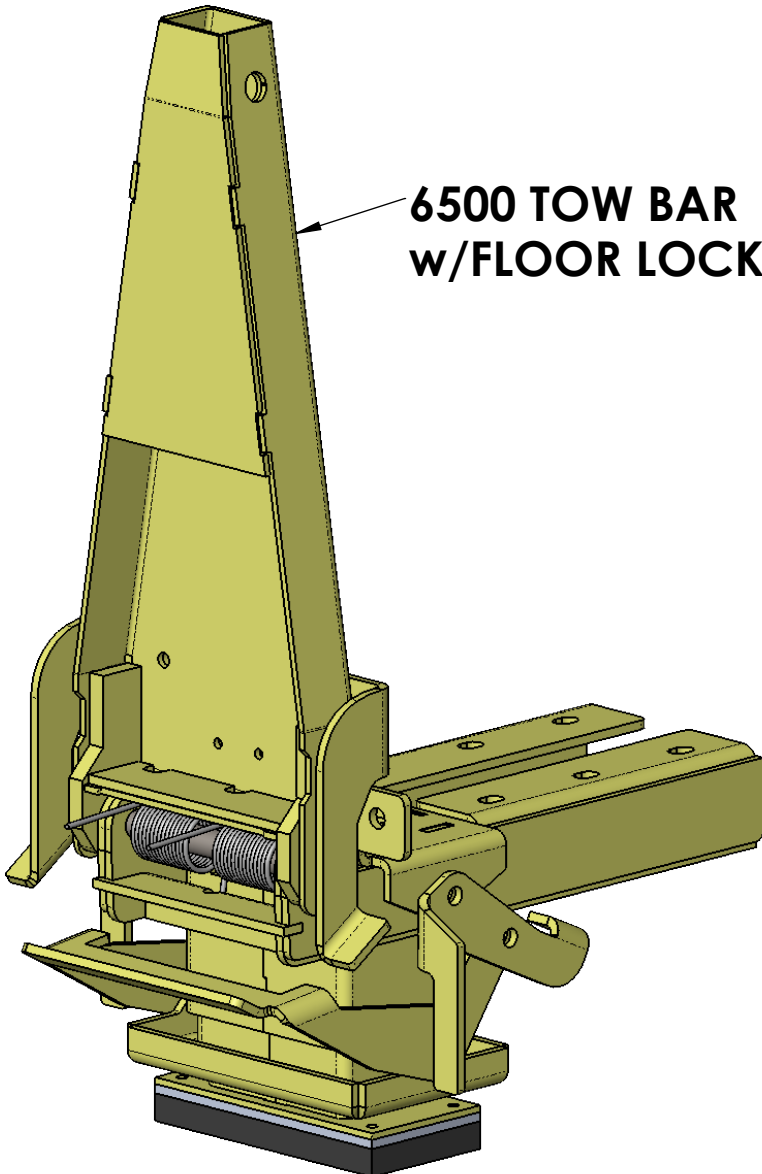
### w/PINTLE RING



4730 PINTLE RING ASSY.



6500 TOW BAR w/FLOOR LOCK



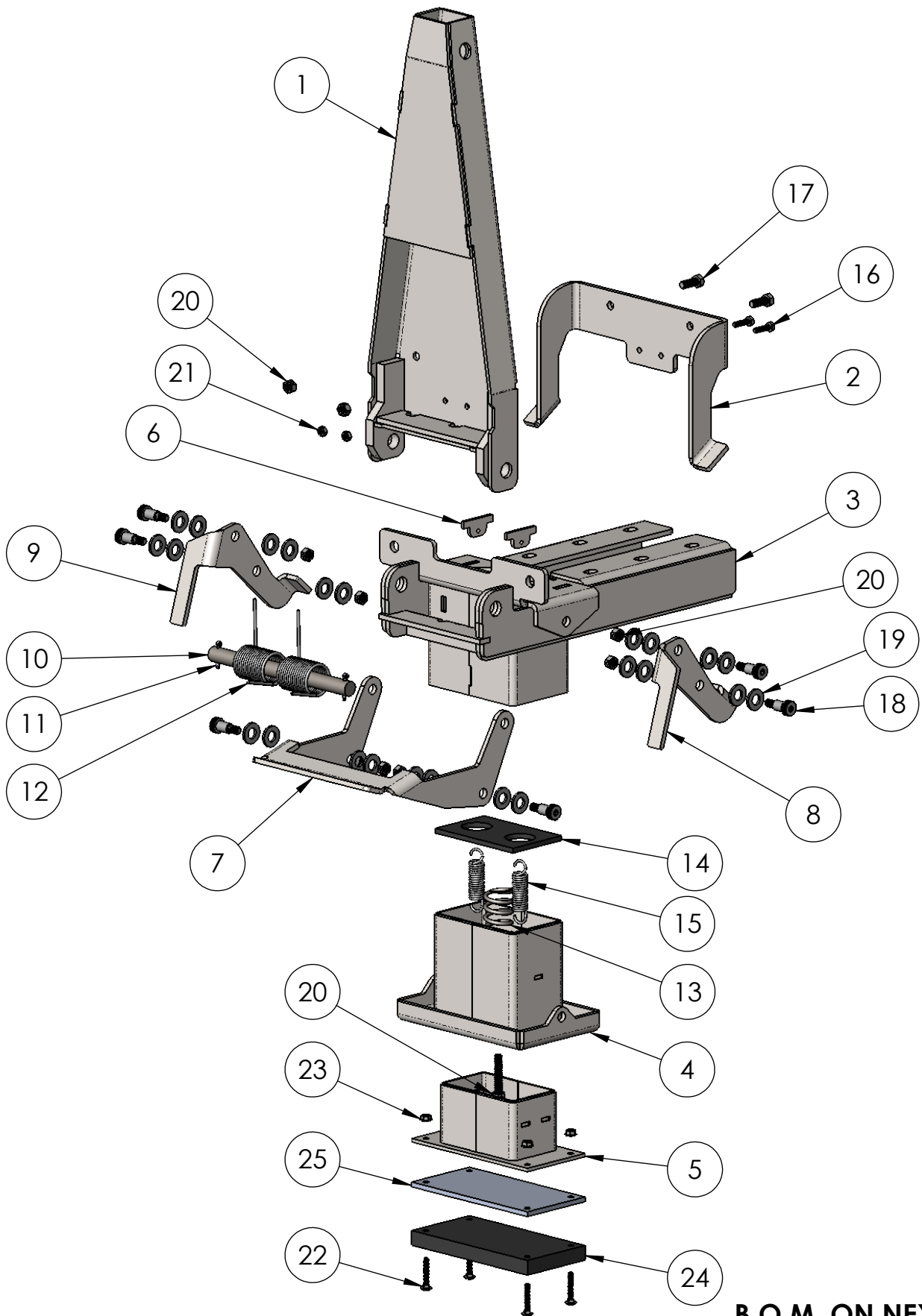
**NOTE:**

6500 DOES NOT INCLUDE 4730.

# 6500

## TOW BAR HD/FLOOR LOCK ASM

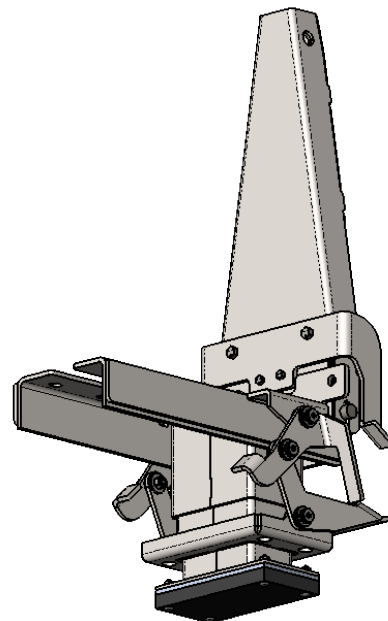
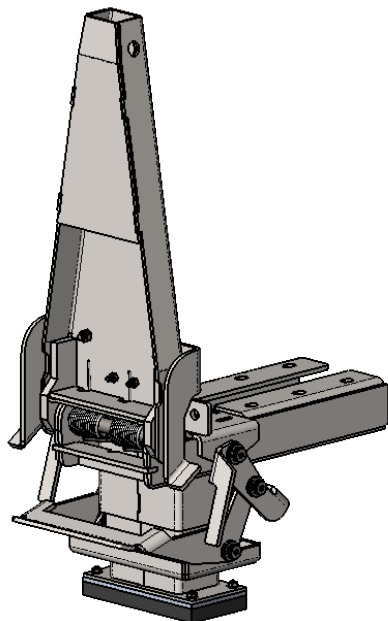
### BUILT-IN AUTO RELEASE





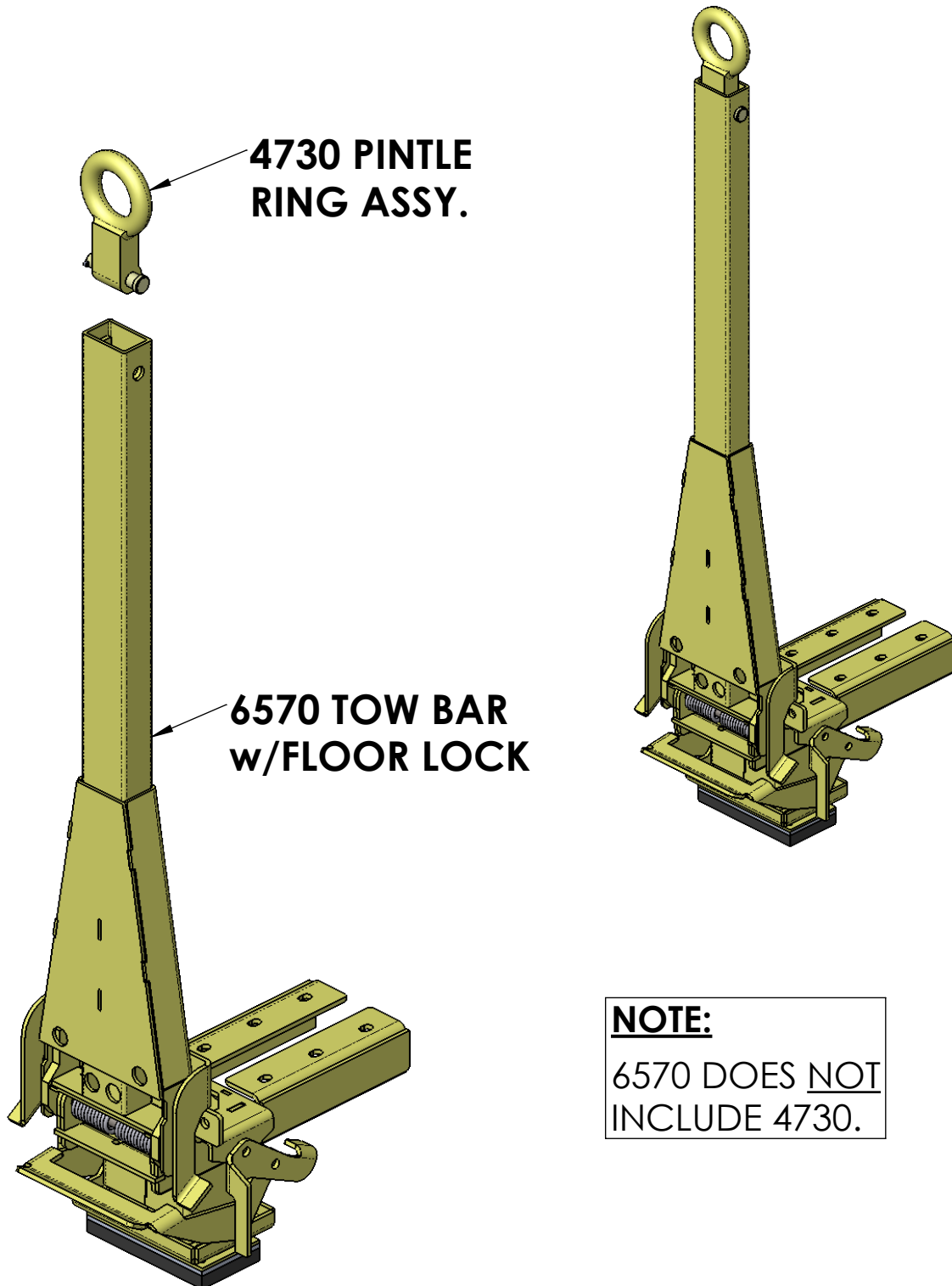
# TOW BAR 6500HD B.O.M.

ITEM NO.	QTY.	PART NUMBER	DESCRIPTION
1	1	6551	TOW BAR CHANNEL
2	1	5316	YOKE
3	1	6520	TOP PLATE WELDMENT
4	1	5321	LINK BASE WELDMENT
5	1	5322	BASE WELDMENT
6	2	5310	SPRING LATCH
7	1	6511	PEDAL, ENGAGEMENT
8	1	6512	PIVOT FOOT - LEFT
9	1	6513	PIVOT FOOT - RIGHT
10	1	500415	TOW BAR SHAFT
11	2	FHW1435	COTTER PIN, 5/32 X 1,ZS
12	2	HS1016	TORSION SPRING
13	1	9477	SPRING, COMPRESSION
14	1	400218	MIDDLE RUBBER INSERT
15	2	400052	EXTENSION SPRING 3/4 X 3-3/4
16	2	FHW1164	HCS, 1/4-20 X 1, Z5
17	2	FHW1090	HCS, 3/8-16 X 1,Z5
18	6	FHW1133	SHLDR, 1/2 X 3/8-16 X 3/4, BO
19	24	FHW1124	WASHER, SAE, 1/2 X 1-1/16, ZS
20	9	FHW1136	NUT, 3/8-16, LOCK, ZS
21	2	FHW1134	NUT, 1/4-20, LOCK, ZS
22	4	FHW1014	CB, 1/4-20 X 1-1/2, ZA
23	4	FHW1245	FLANGE NUT, 1/4-20, LOCK, ZS
24	1	9449	RUBBER PAD 8" X 4" X 3/4"
25	1	SHIM125AL6500-001	8X4X1/4 AL PLATE



# 6570ASM

## TOW BAR HD/FLOOR LOCK ASM w/PINTLE RING

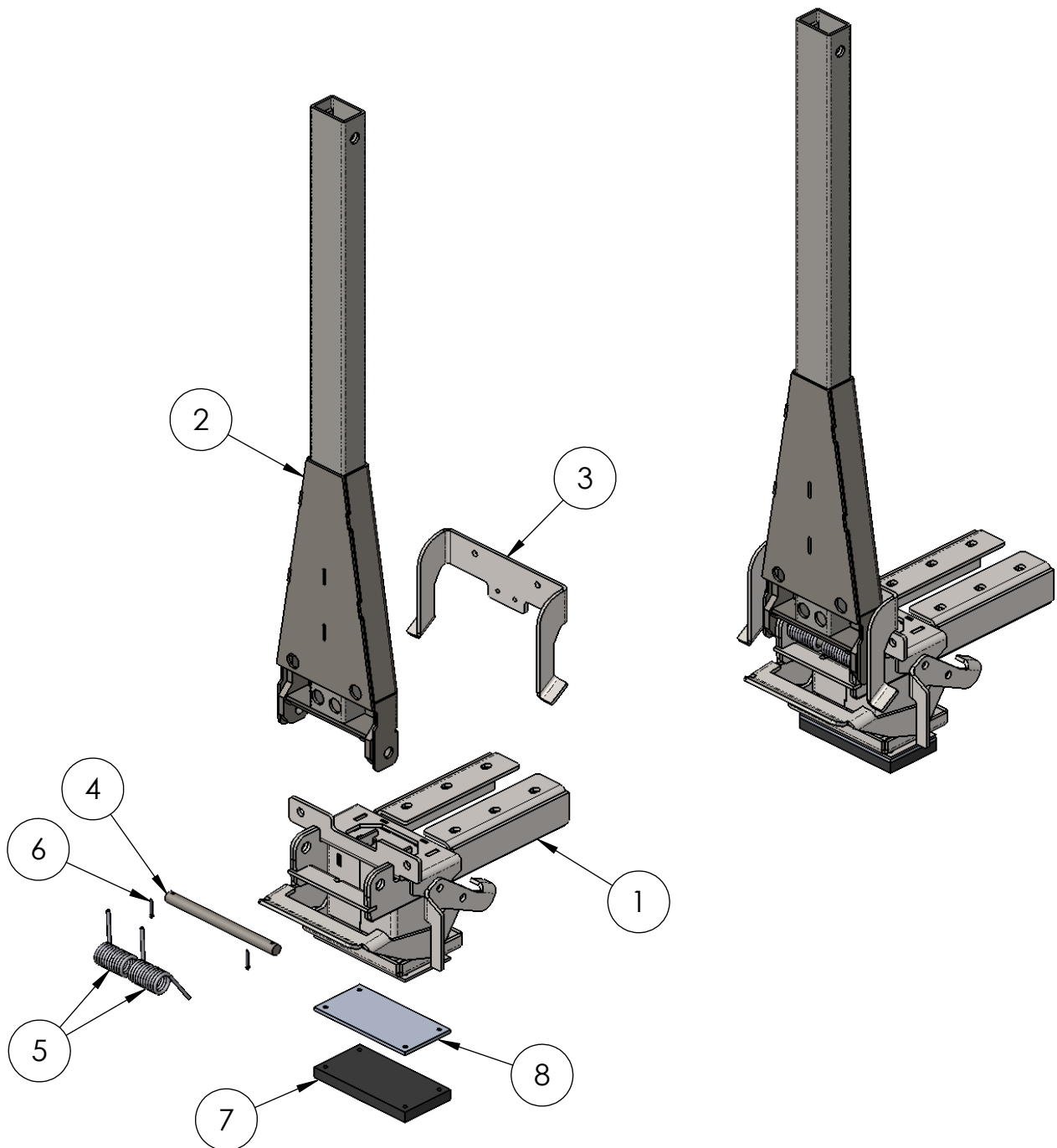


**NOTE:**  
6570 DOES NOT  
INCLUDE 4730.

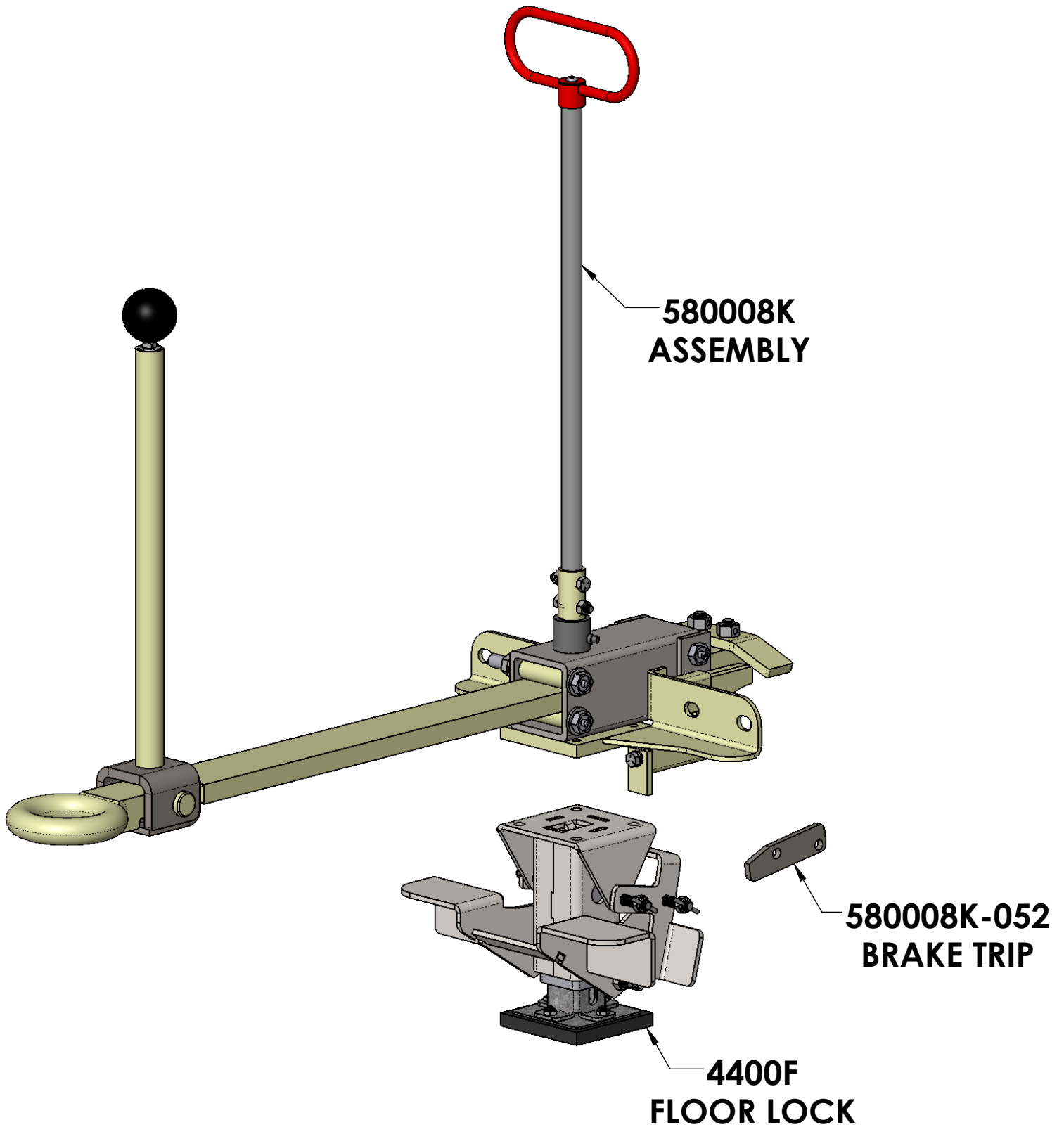
# 6570

## TOW BAR HD/FLOOR LOCK ASM

ITEM NO.	QTY.	PART NUMBER	DESCRIPTION
1	1	6570-102	FLOOR LOCK MOUNT
2	1	6571	TOW BAR CHANNEL
3	1	5316	YOKE
4	1	500415	TOW BAR SHAFT
5	2	9467	TORSION SPRING
6	2	FHW1435	COTTER PIN, 5/32 X 1,ZS
7	1	9449	RUBBER PAD 8" X 4" X 3/4"
8	1	SHIM125AL6500-001	PLATE

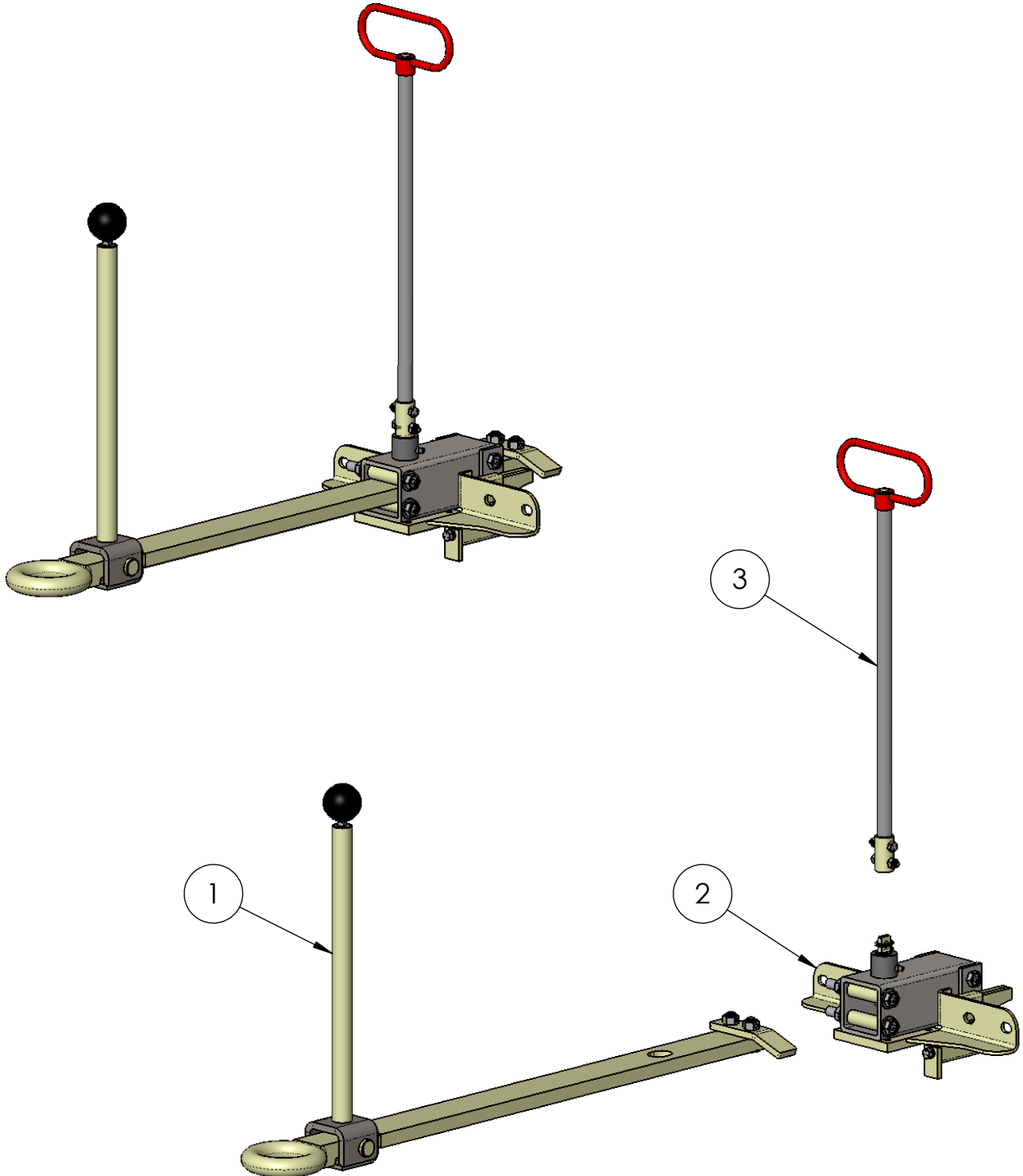


# TOW BAR 580008K-ASM RETRACTABLE WITH FLOOR LOCK



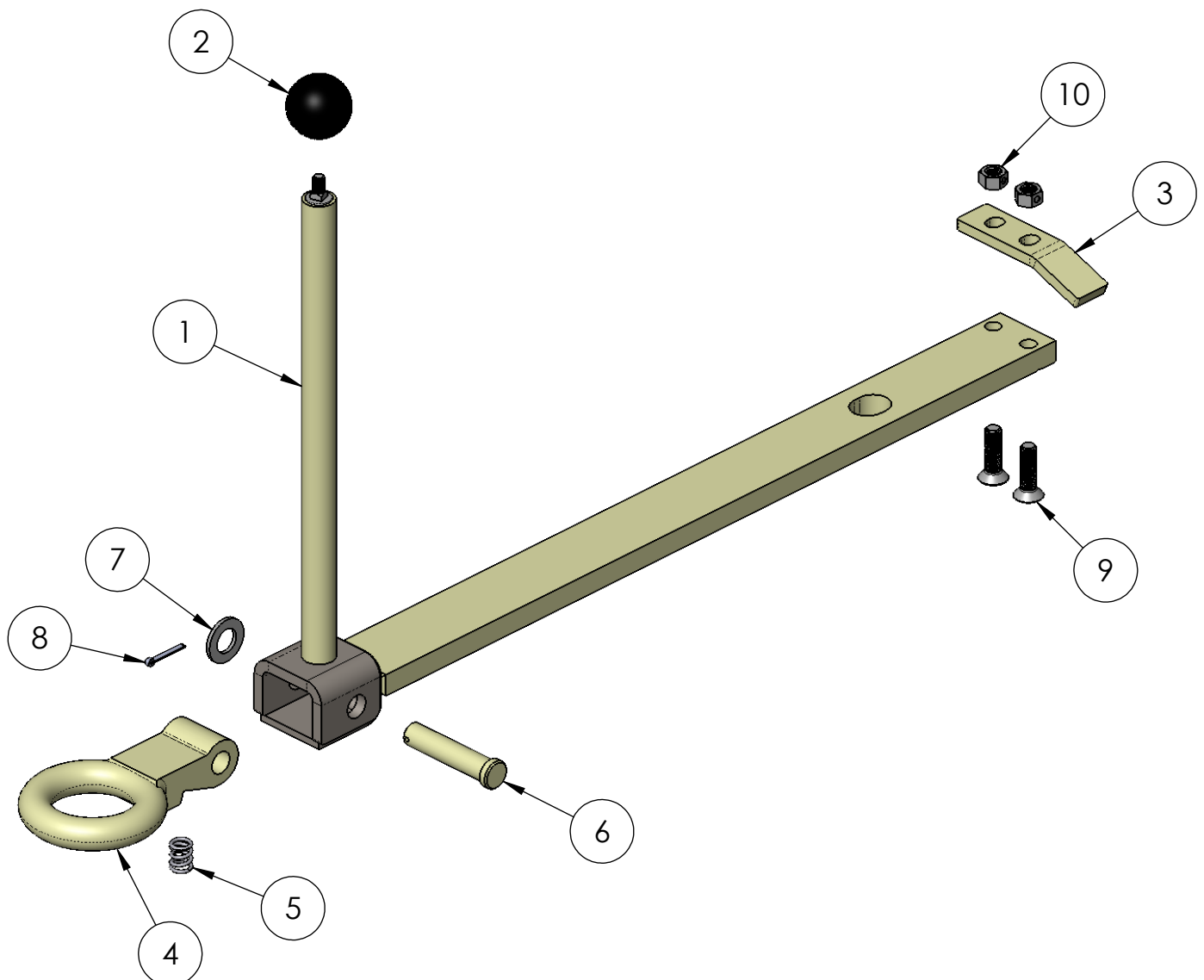
# TOW BAR 580008K RETRACTABLE SUBASSEMBLIES

ITEM NO.	QTY.	PART NUMBER	DESCRIPTION
1	1	580008K-110	TOWBAR WLDMNT KIT
2	1	580008K-113	RECIEVER ASSY W/ HARDWARE
3	1	580008K-112	HANDLE ASSY



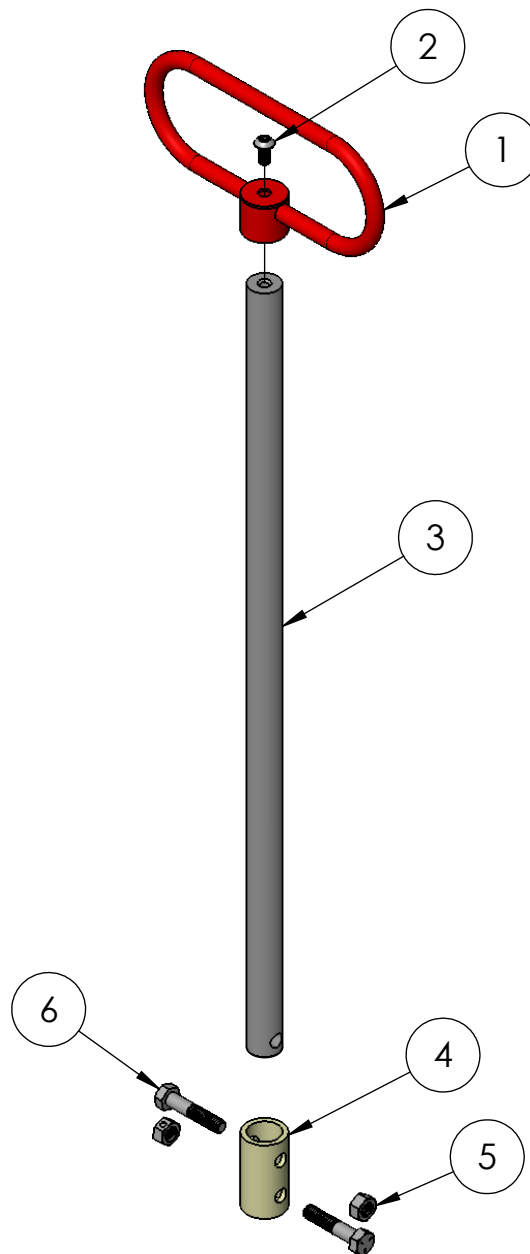
# TOW BAR 580008K-110 SUBASSEMBLY

ITEM NO.	QTY.	PART NUMBER	DESCRIPTION
1	1	580008K-100	SLIDING TOWBAR, WLDMT
2	1	CL852PB	2" PHENOLIC TAPPED BALL
3	1	580008K-005	PLATE, STOP
4	1	473345	PINTLE RING w/CUTOUT
5	1	580008K-024	PINTLE HOOK SPRING
6	1	FHW1004	CLEVIS PIN, 3/4 X 3-3/8 (EL 3-1/8), YZS
7	1	FHW1125	WASHER, SAE, 3/4 X 1-15/32, ZS
8	1	FHW1000	COTTER PIN, 5/32 X 1-1/4, ZS
9	2	FHW1368	FHSCS, 1/2-13 X 1-3/4, ZS
10	2	FHW1140	NUT, 1/2-13, LOCK, ZS



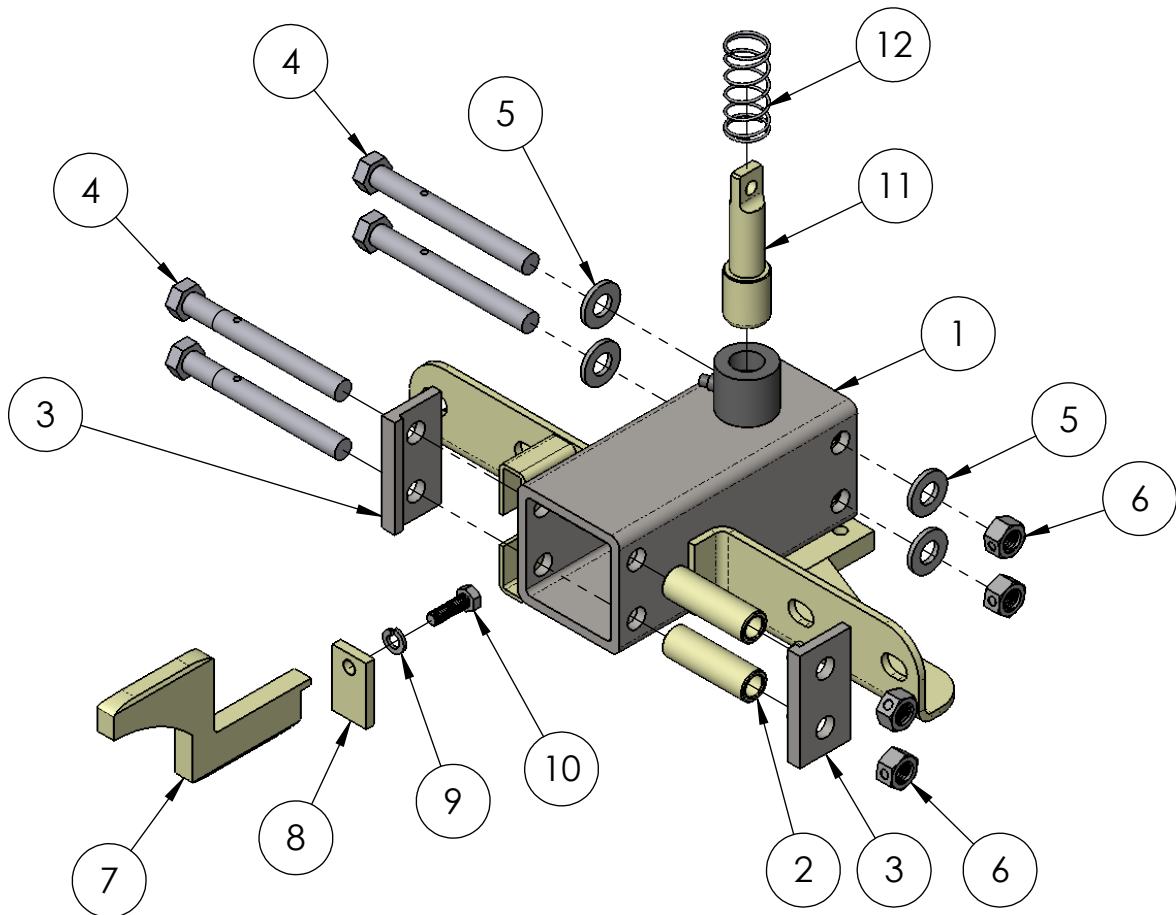
# TOW BAR 580008K-112 SUBASSEMBLY

ITEM NO.	QTY.	PART NUMBER	DESCRIPTION
1	1	580008K-111	PULL HANDLE
2	1	FHW1195	BHSCS, 1/4-20 X 1/2, Z5
3	1	580008K-037	SHAFT, HANDLE
4	1	580008K-021	COLLAR, PULL HANDLE
5	2	FHW1135	NUT, 5/16-18, LOCK, Z5
6	2	FHW1175	HCS, 5/16-18 X 1-1/2, Z5



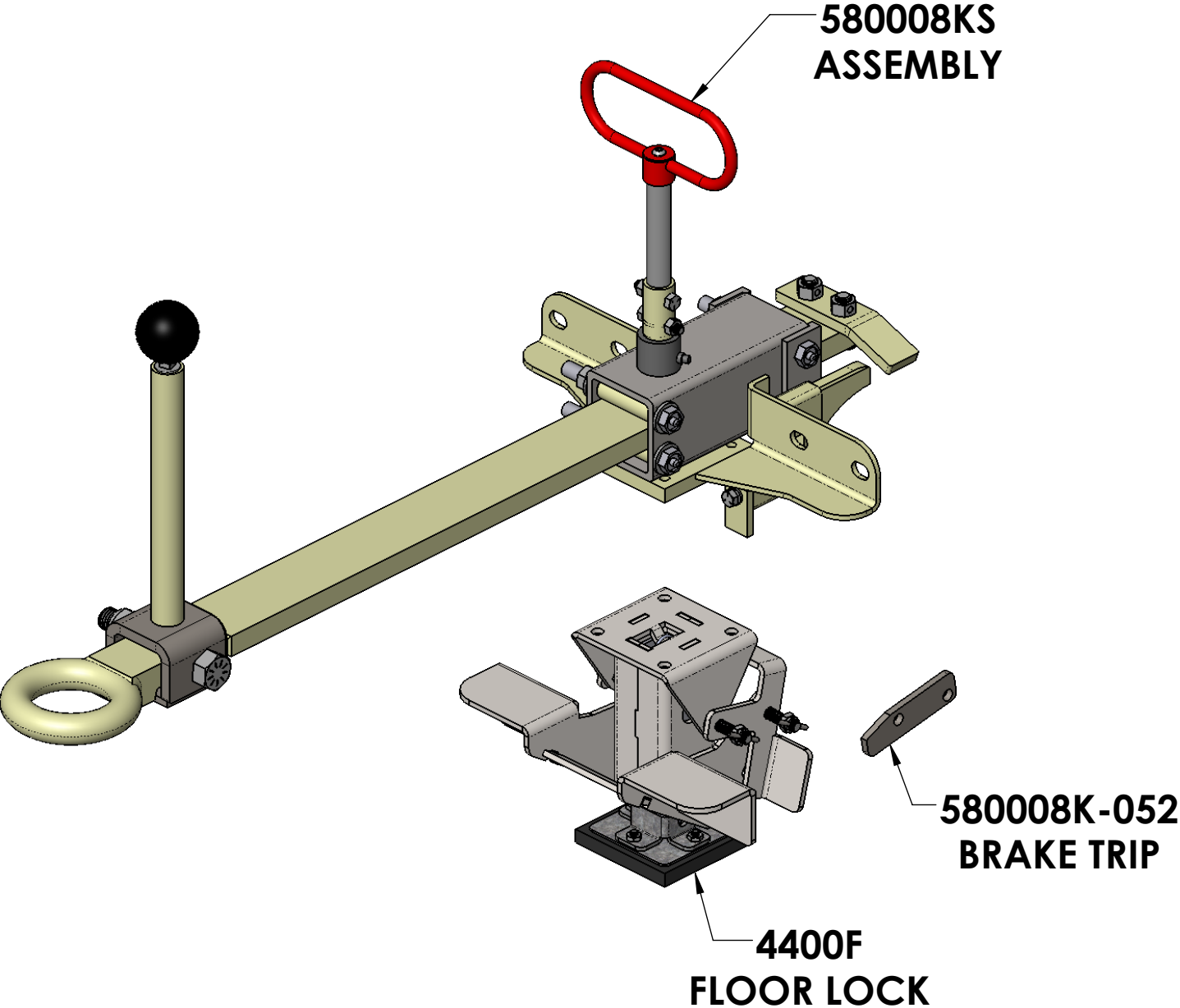
# TOW BAR 580008K-113 SUBASSEMBLY

ITEM NO.	QTY.	PART NUMBER	DESCRIPTION
1	1	580008K-101	MOUNT, SLIDING TOWBAR
2	4	580008K-010	ROLLER, .75" DIA. X 2.38" L
3	2	580008K-051	STOP TOW BAR
4	4	FHW1367	AXLE BOLT, 1/2-13 X 4.5, ZS
5	4	FHW1124	WASHER, SAE, 1/2 X 1-1/16, ZS
6	4	FHW1140	NUT, 1/2-13, LOCK, ZS
7	1	580008K-008	RELEASE, FLOOR LOCK
8	1	580008K-007	STOP PLATE
9	1	FHW1183	SPLIT WASHER, 5/16 X 0.583 X 0.078, ZS
10	1	FHW1173	HCS, 5/16-18 X 1, ZS
11	1	81H	PIN, LOCK (PLUNGER)
12	1	S11-5	COMPRESSION SPRING



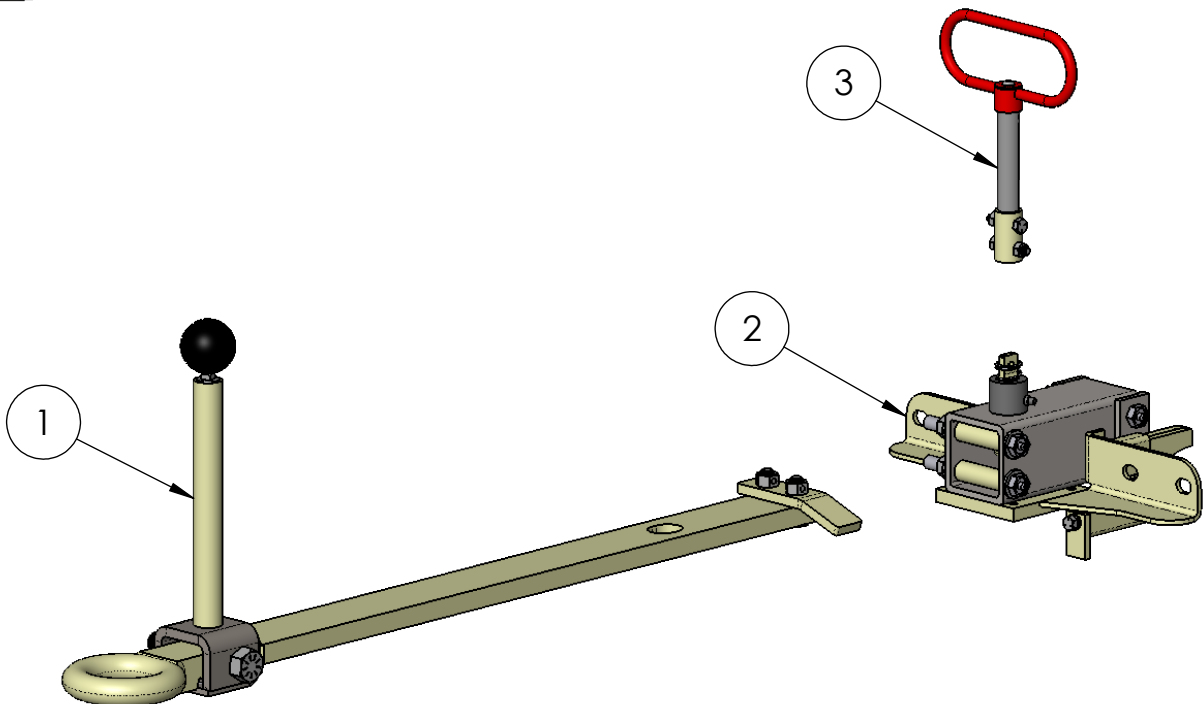
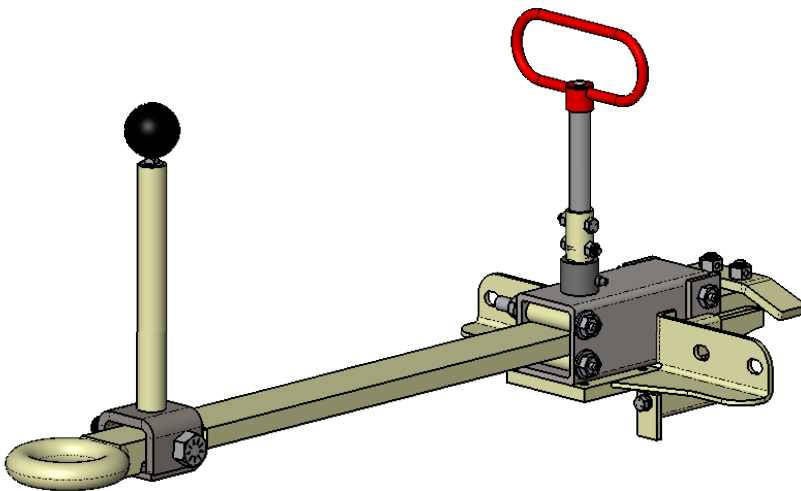


# TOW BAR 580008KS-ASM RETRACTABLE WITH FLOOR LOCK



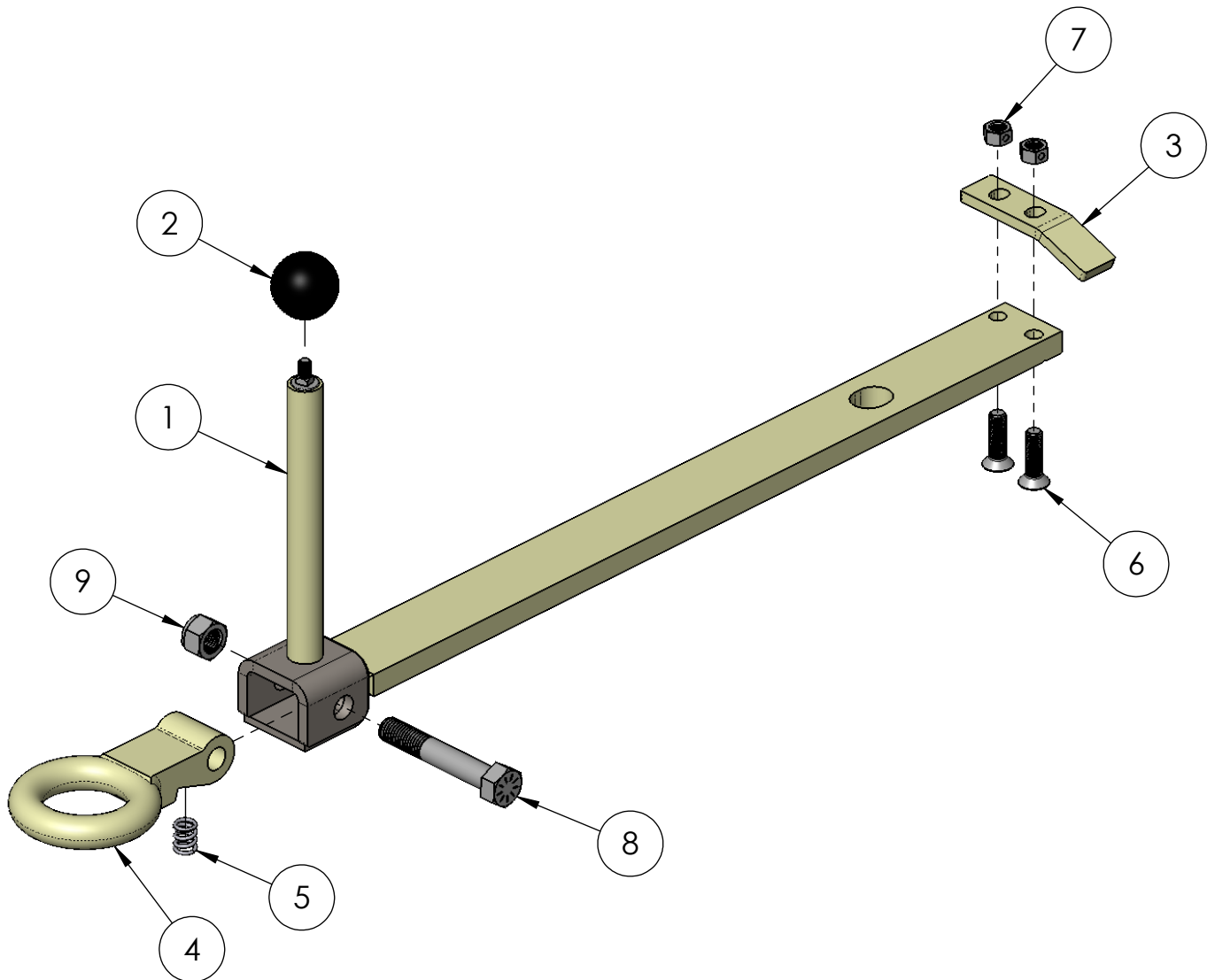
# TOW BAR 580008KS RETRACTABLE SUBASSEMBLIES

ITEM NO.	QTY.	PART NUMBER	DESCRIPTION
1	1	580008KS-110	TOWBAR WLDMNT KIT
2	1	580008KS-113	RECIEVER ASSY W/ HARDWARE
3	1	580008KS-112	HANDLE ASSY



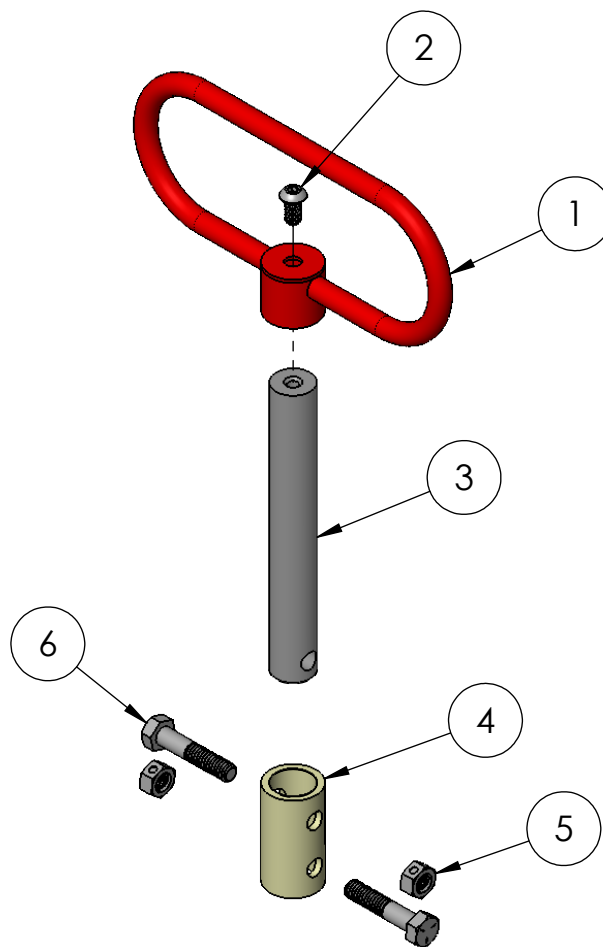
# TOW BAR 580008KS-110 SUBASSEMBLY

ITEM NO.	QTY.	PART NUMBER	DESCRIPTION
1	1	580008KS-100	SLIDING TOWBAR WELDMENT
2	1	CL852PB	2" PHENOLIC TAPPED BALL
3	1	580008K-005	PLATE, STOP
4	1	473345	PINTLE RING w/CUTOUT
5	1	580008K-024	PINTLE HOOK SPRING
6	2	FHW1368	FHSCS, 1/2-13 X 1-3/4, ZS
7	2	FHW1140	NUT, 1/2-13, LOCK, ZS
8	1	FHW1290	HCS, 3/4-10 X 4-1/2, EXTREME-STRENGTH, Z9
9	1	FHW1291	NUT, 3/4-10, TOP LOCK, EXTREME-STRENGTH, C9



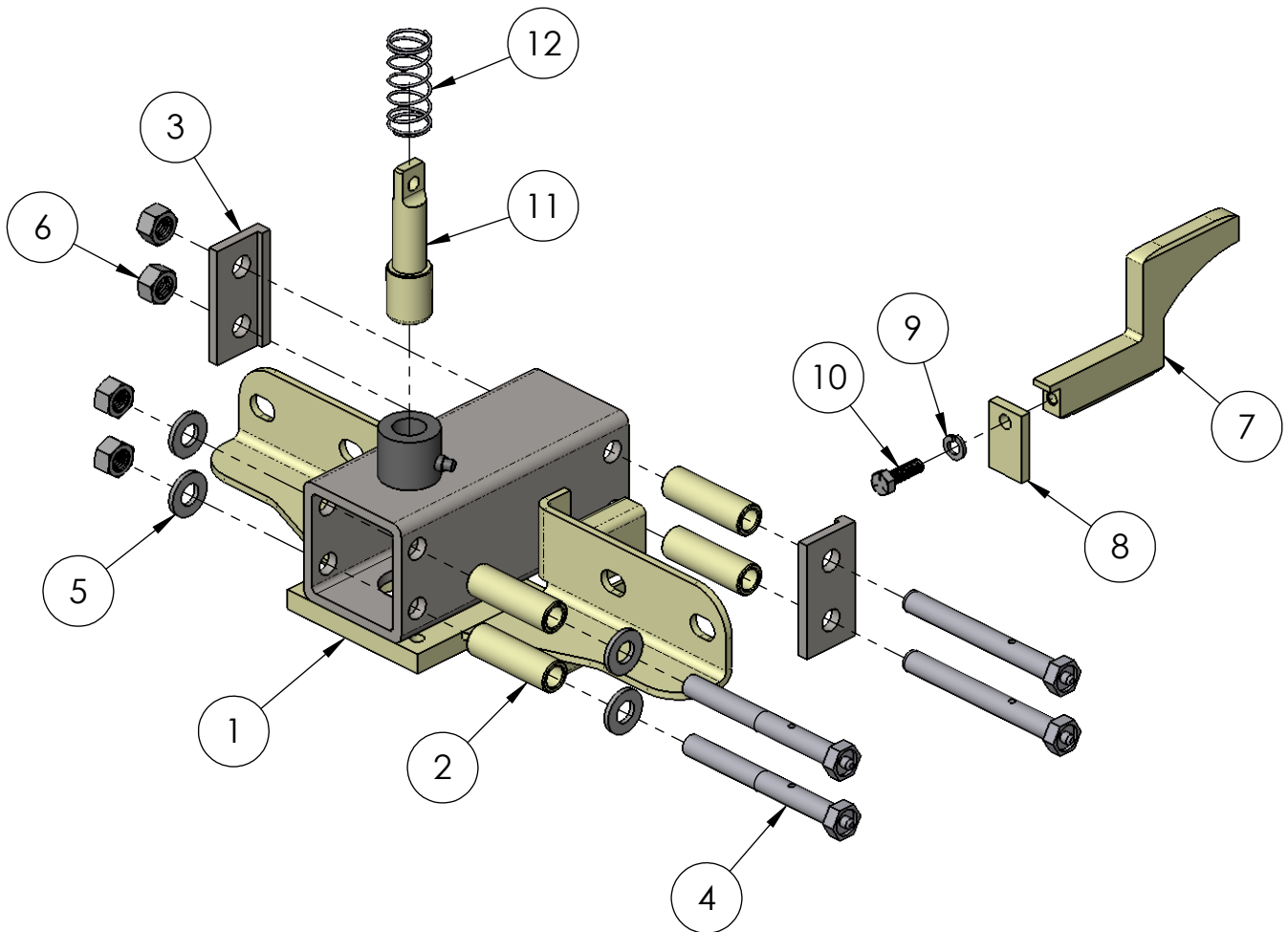
# TOW BAR 580008KS-112 SUBASSEMBLY

ITEM NO.	QTY.	PART NUMBER	DESCRIPTION
1	1	580008K-111	PULL HANDLE
2	1	FHW1195	BHSCS, 1/4-20 X 1/2, Z5
3	1	580008KS-037	SHAFT, HANDLE
4	1	580008K-021	COLLAR, PULL HANDLE
5	2	FHW1135	NUT, 5/16-18, LOCK, Z5
6	2	FHW1175	HCS, 5/16-18 X 1-1/2, Z5



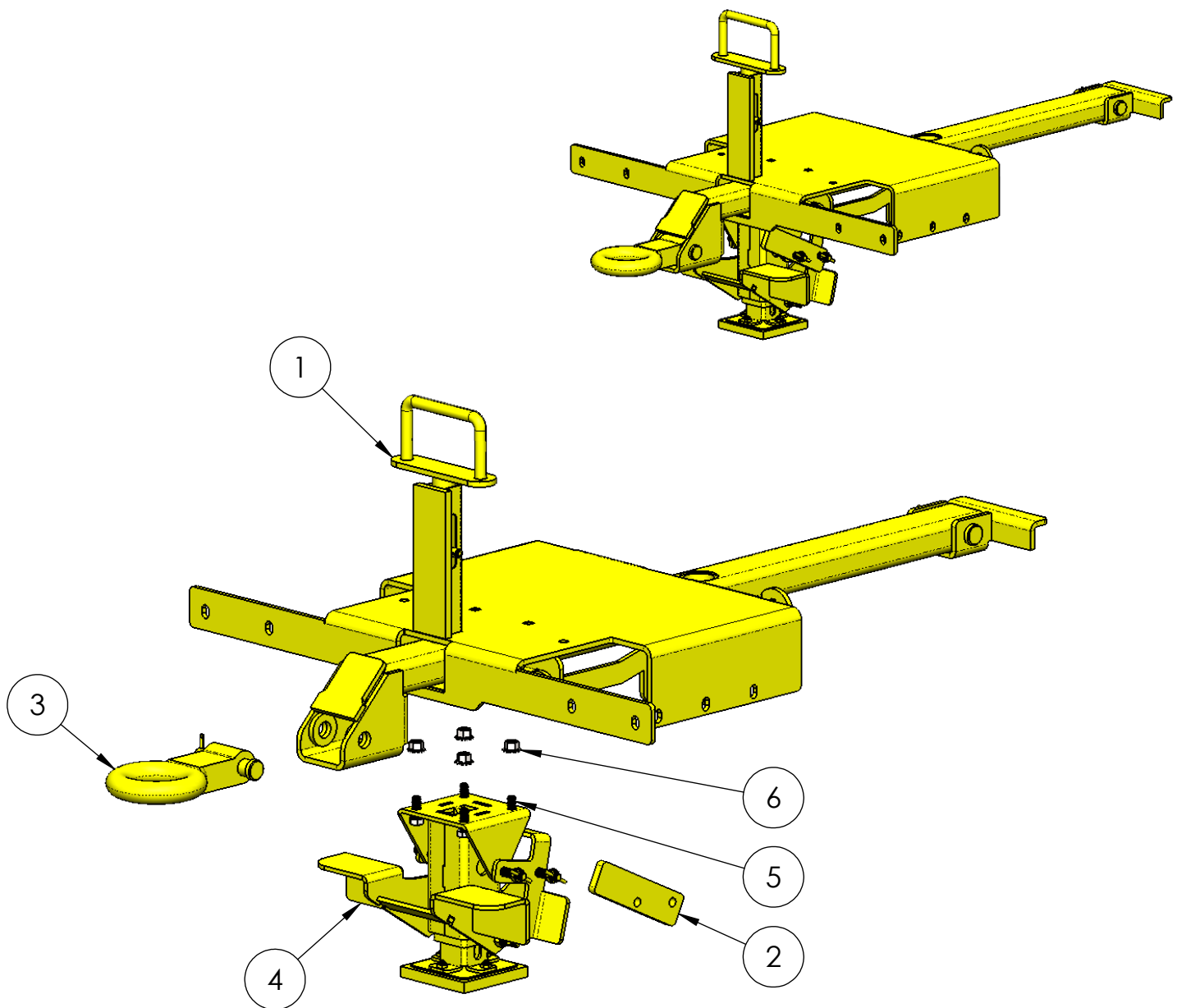
# TOW BAR 580008KS-113 SUBASSEMBLY

ITEM NO.	QTY.	PART NUMBER	DESCRIPTION
1	1	580008K-101	MOUNT, SLIDING TOWBAR
2	4	580008K-010	ROLLER, .75" DIA. X 2.38" L
3	2	580008K-051	STOP TOW BAR
4	4	FHW1367	AXLE BOLT, 1/2-13 X 4.5, ZS
5	4	FHW1124	WASHER, SAE, 1/2 X 1-1/16, ZS
6	4	FHW1140	NUT, 1/2-13, LOCK, ZS
7	1	580008K-008	RELEASE, FLOOR LOCK
8	1	580008K-007	STOP PLATE
9	1	FHW1183	SPLIT WASHER, 5/16 X 0.583 X 0.078, ZS
10	1	FHW1173	HCS, 5/16-18 X 1, ZS
11	1	81H	PIN, LOCK (PLUNGER)
12	1	S11-5	COMPRESSION SPRING



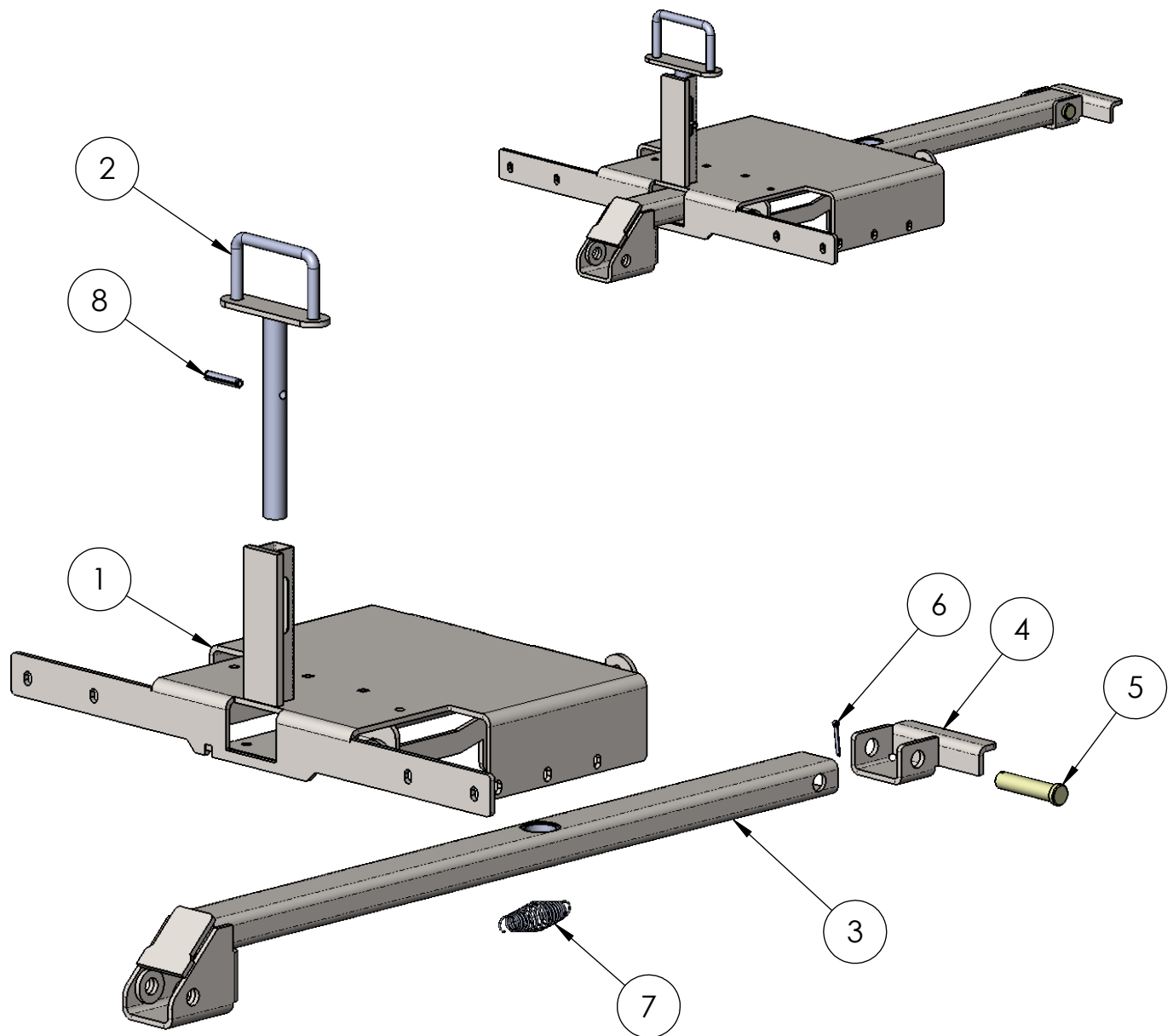
# 590008ASM RETRACTABLE TOW BAR w/FLOOR LOCK ASSEMBLY

ITEM NO.	QTY.	PART NUMBER	DESCRIPTION
1	1	590008F	PULL-OUT TOW BAR
2	1	5950	TRIP, RELEASE
3	1	4730	PINTLE RING w/CLEVIS & COTTER
4	1	4400F	8" FLOOR LOCK
5	4	FHW1090	HCS, 3/8-16 X 1,Z5
6	4	FHW1085	FLANGE NUT, 3/8-16, LOCK, ZS



# RETRACTABLE TOW BAR 590008F

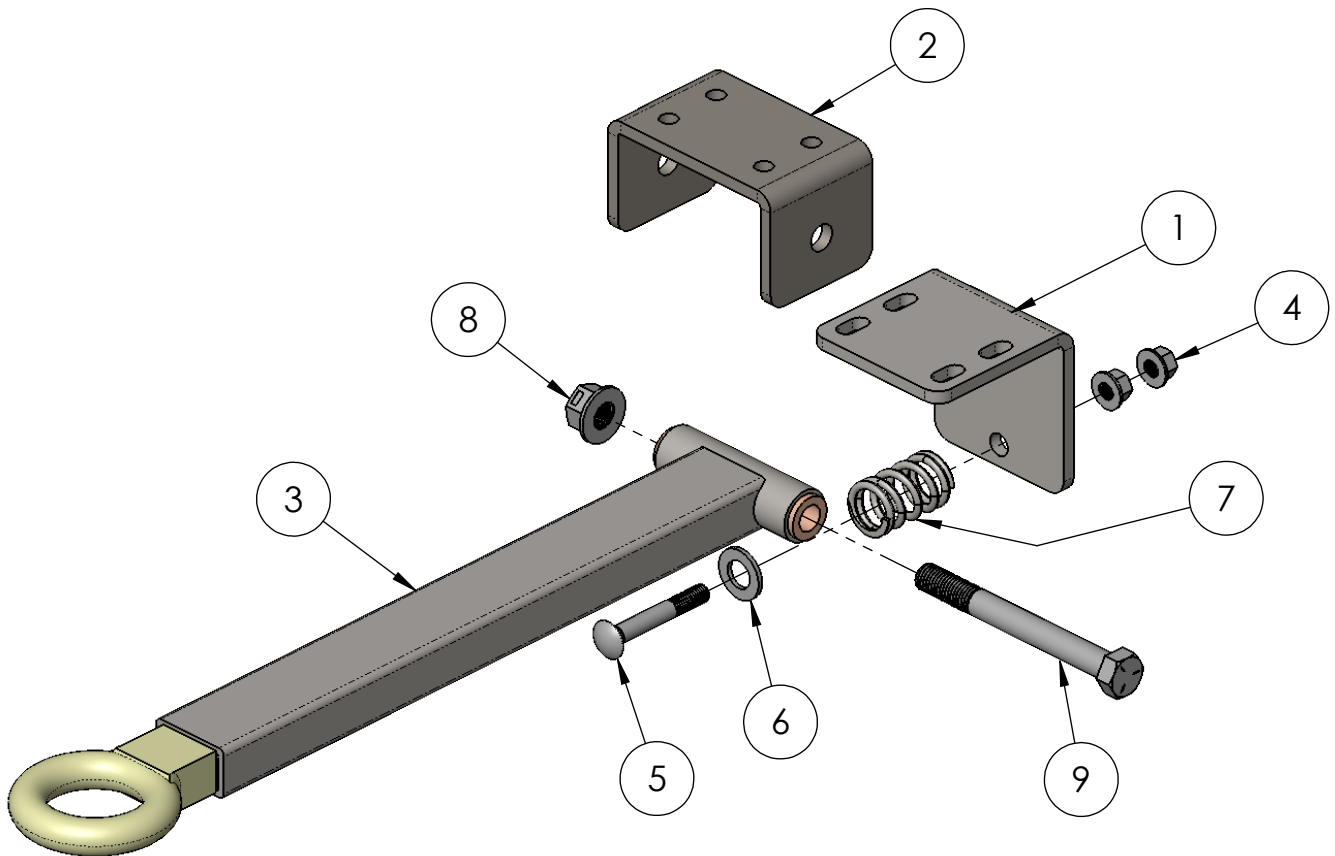
ITEM NO.	QTY.	PART NUMBER	DESCRIPTION
1	1	5930	BASE WELDMENT
2	1	5940	HANDLE WELDMENT
3	1	5907	TONGUE WELDMENT
4	1	5913	TOW BAR RELEASE
5	1	FHW1004	CLEVIS PIN, 3/4 X 3-3/8 (EL 3-1/8), YZS
6	1	FHW1000	COTTER PIN, 5/32 X 1-1/4, ZS
7	1	9389	SPRING, EXTENTION, ACORN
8	1	FHW1032	SPRING PIN, 3/8 X 2, ZS



# TOW BAR 610008

## QUAD STEER

ITEM NO.	QTY.	PART NUMBER	DESCRIPTION
1	1	QS-TWBR-0002	SPRING MOUNT PLT
2	1	QS-TWBR-0001	PIVOT PLATE
3	1	6003F	TOW BAR WELDMENT w/BEARINGS
4	2	FHW1083	FLANGE NUT, 1/2-13, LOCK, ZS
5	1	FHW1119	CB, 1/2-13 X 3-1/2, Z5
6	1	FHW1125	WASHER, SAE, 3/4 X 1-15/32, ZS
7	1	98611	SPRING, COMPRESSION
8	1	FHW1159	FLANGE NUT, 3/4-10, LOCK, ZS
9	1	FHW1221	HCS, 3/4-10 X 7, Z5

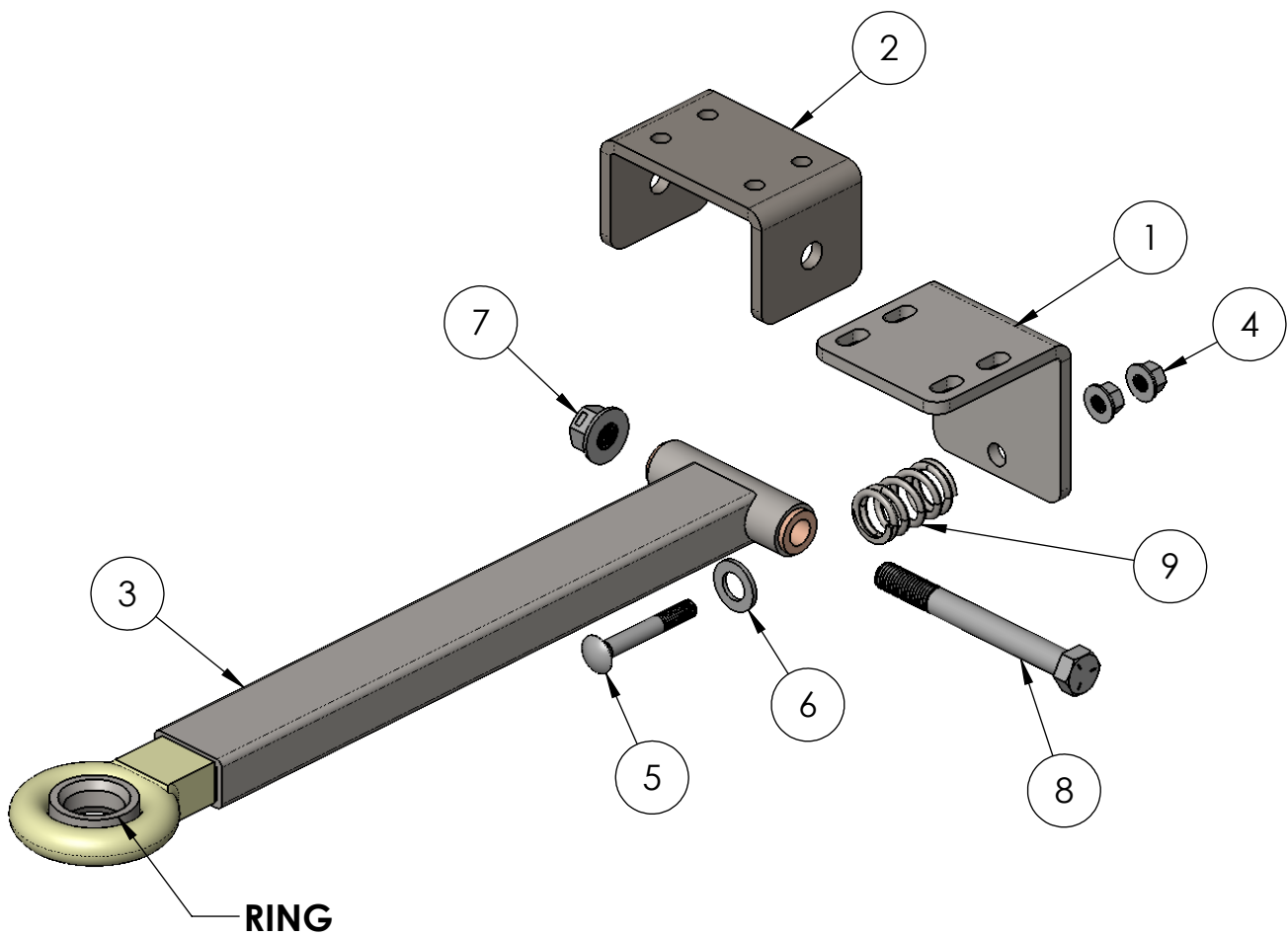




# TOW BAR 610008R

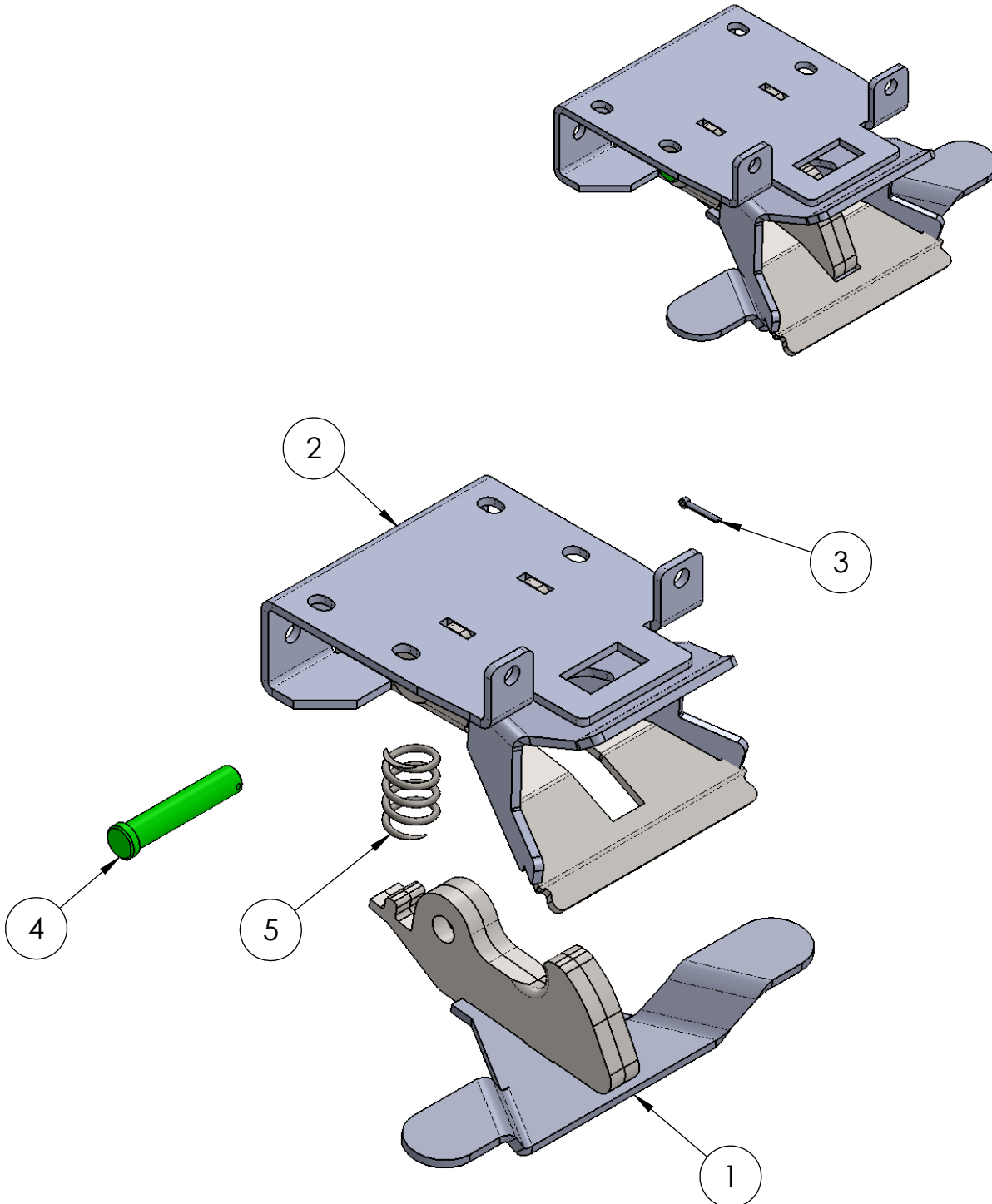
## QUAD STEER w/RING

ITEM NO.	QTY.	PART NUMBER	DESCRIPTION
1	1	QS-TWBR-0002	SPRING MOUNT PLT
2	1	QS-TWBR-0001	PIVOT PLATE
3	1	6003R	TOW BAR WELDMENT w/Ø1-5/8" INSERT
4	2	FHW1083	FLANGE NUT, 1/2-13, LOCK, ZS
5	1	FHW1119	CB, 1/2-13 X 3-1/2, Z5
6	1	FHW1125	WASHER, SAE, 3/4 X 1-15/32, ZS
7	1	FHW1159	FLANGE NUT, 3/4-10, LOCK, ZS
8	1	FHW1221	HCS, 3/4-10 X 7, Z5
9	1	98611	SPRING, COMPRESSION



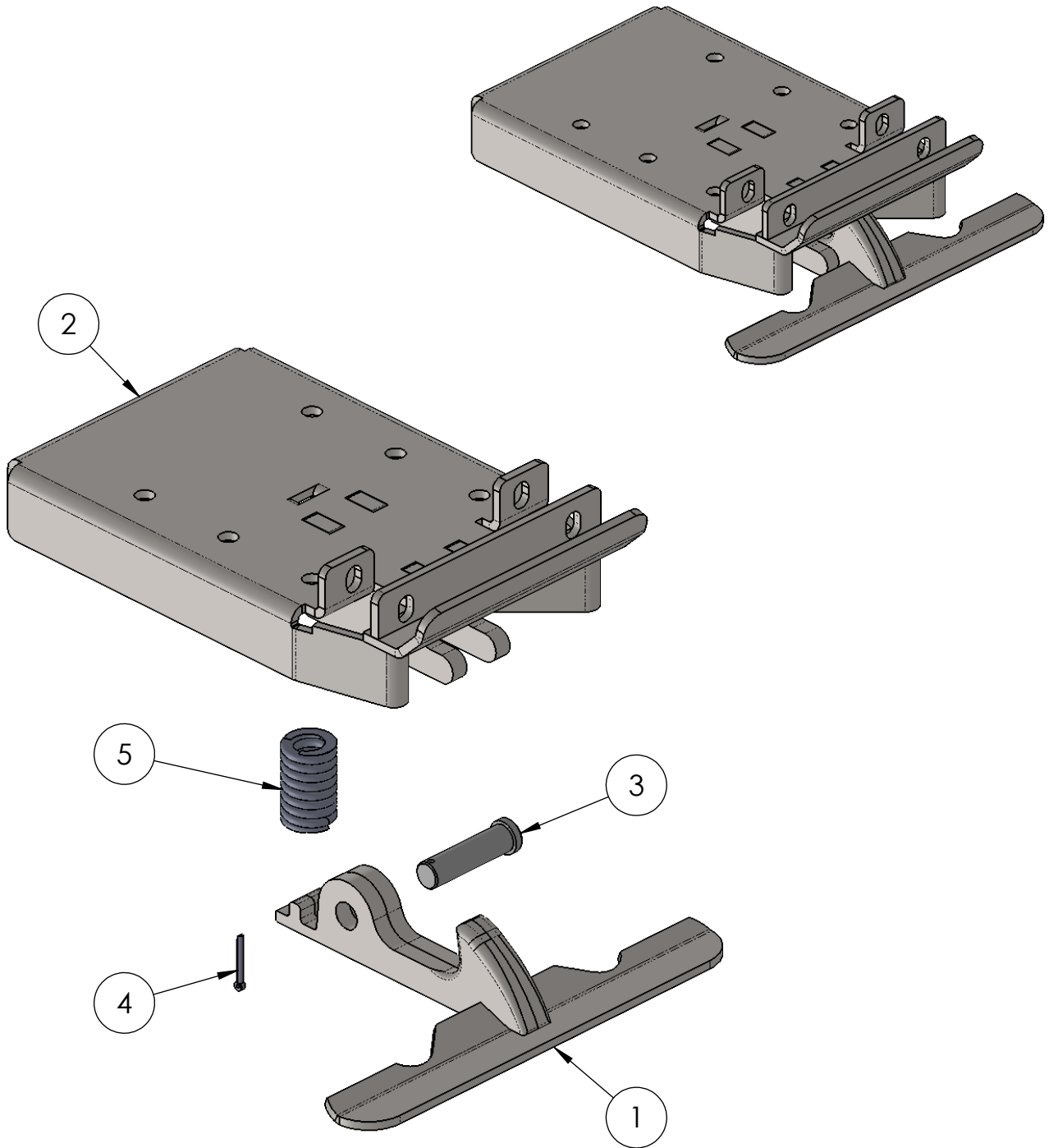
# HITCH 500008

ITEM NO.	QTY.	PART NUMBER	DESCRIPTION
1	1	5010	LATCH WELDMENT
2	1	5011	HITCH WELDMENT
3	1	FHW1435	COTTER PIN, 5/32 X 1,ZS
4	1	FHW1007	CLEVIS PIN, 3/4 X 3-3/4 (EL 3-1/2), ZS
5	1	9477	SPRING, COMPRESSION



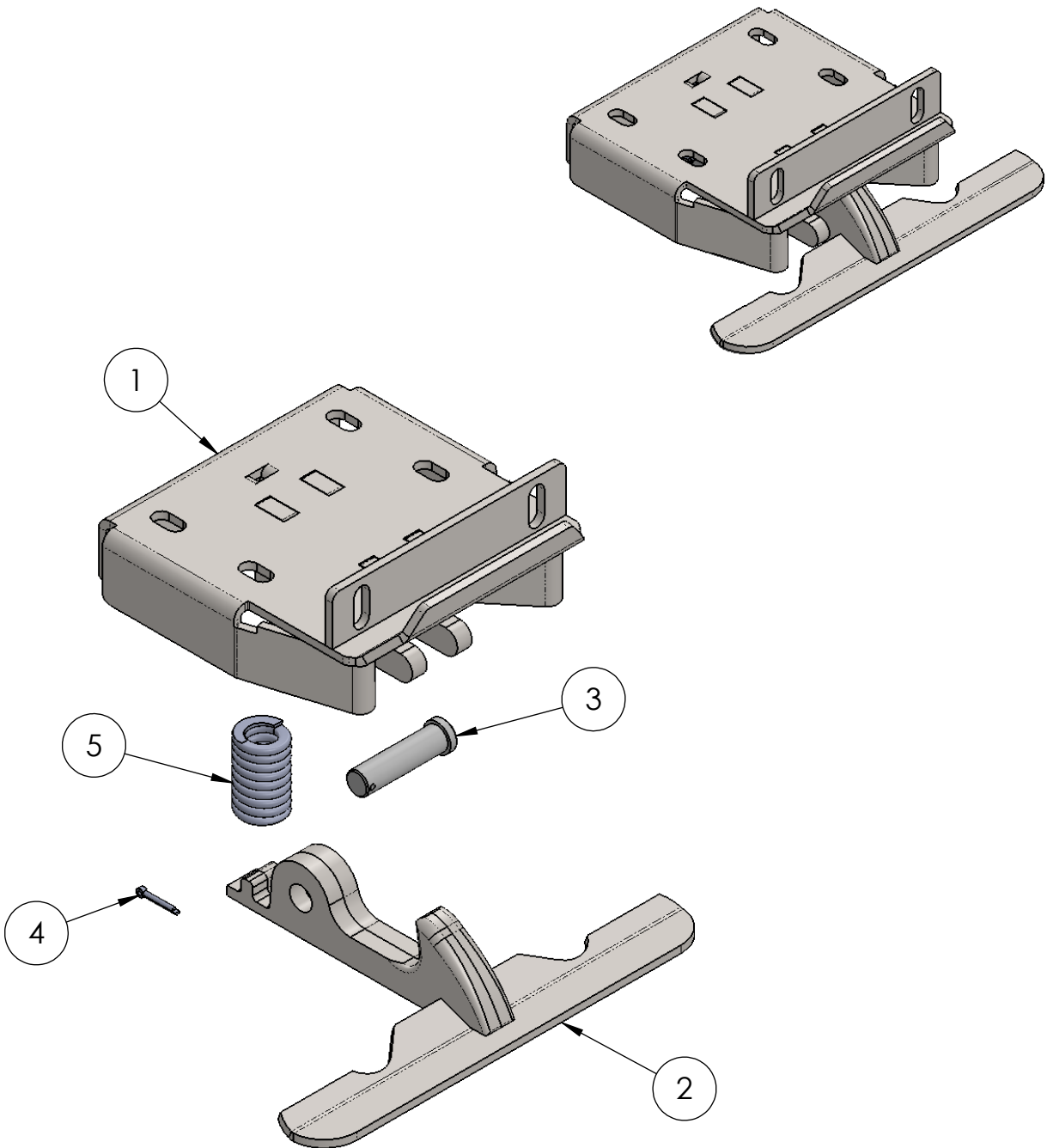
# HITCH 6900

ITEM NO.	QTY.	PART NUMBER	DESCRIPTION
1	1	69403	FOOT PEDAL
2	1	69004	CENTER PAN
3	1	FHW1439	CLEVIS PIN , 3/4 X 2-3/4 (EL 2-1/2), SL
4	1	FHW1000	COTTER PIN, 5/32 X 1-1/4, ZS
5	1	400363	COMPRESSION SPRING



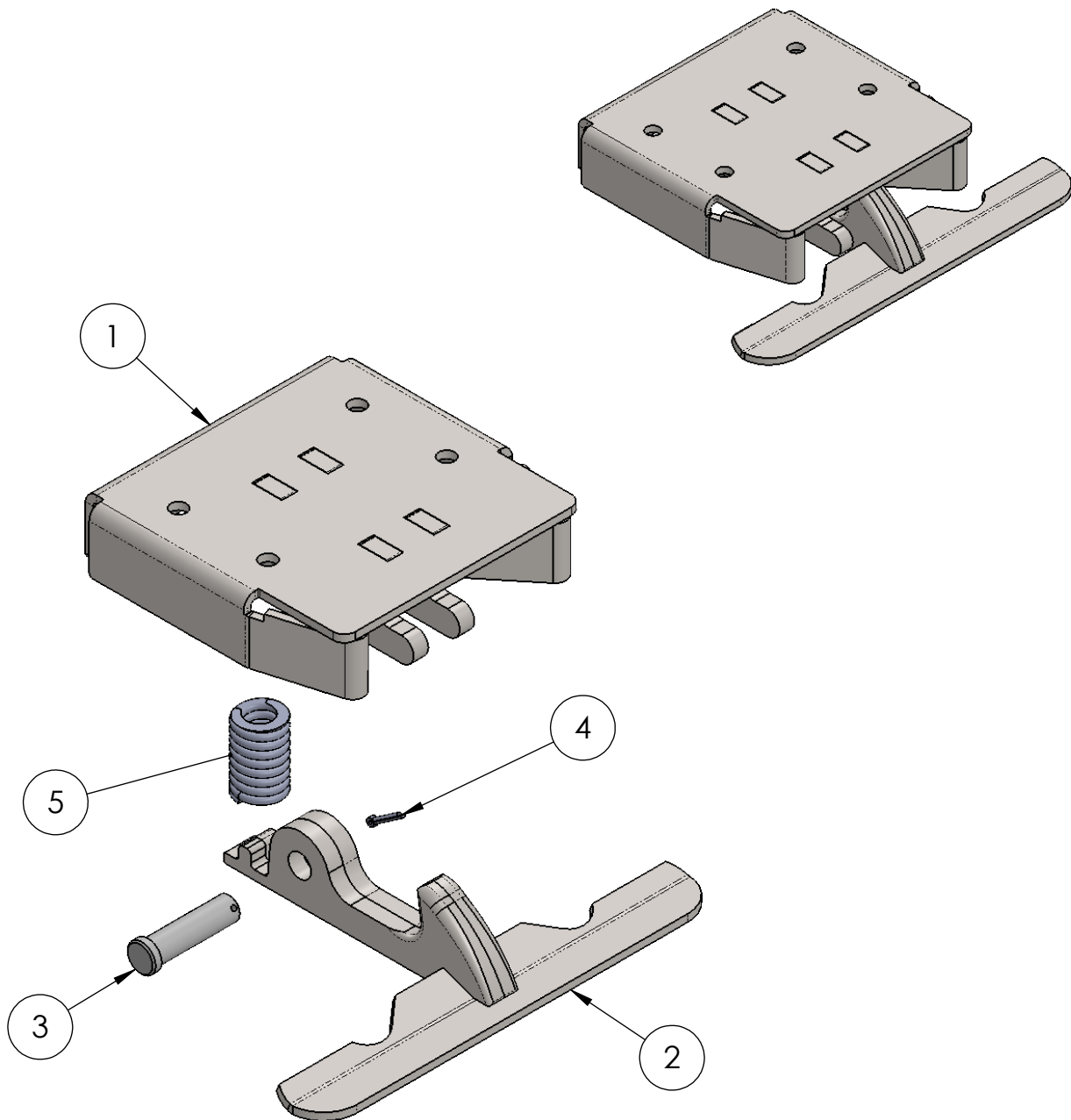
# HITCH 6930

ITEM NO.	QTY.	PART NUMBER	DESCRIPTION
1	1	69304	CENTERPAN WELDMENT
2	1	69403	HOOK & PEDAL WELDMENT
3	1	FHW1439	CLEVIS PIN , 3/4 X 2-3/4 (EL 2-1/2), SL
4	1	FHW1435	COTTER PIN, 5/32 X 1,ZS
5	1	400363	COMPRESSION SPRING



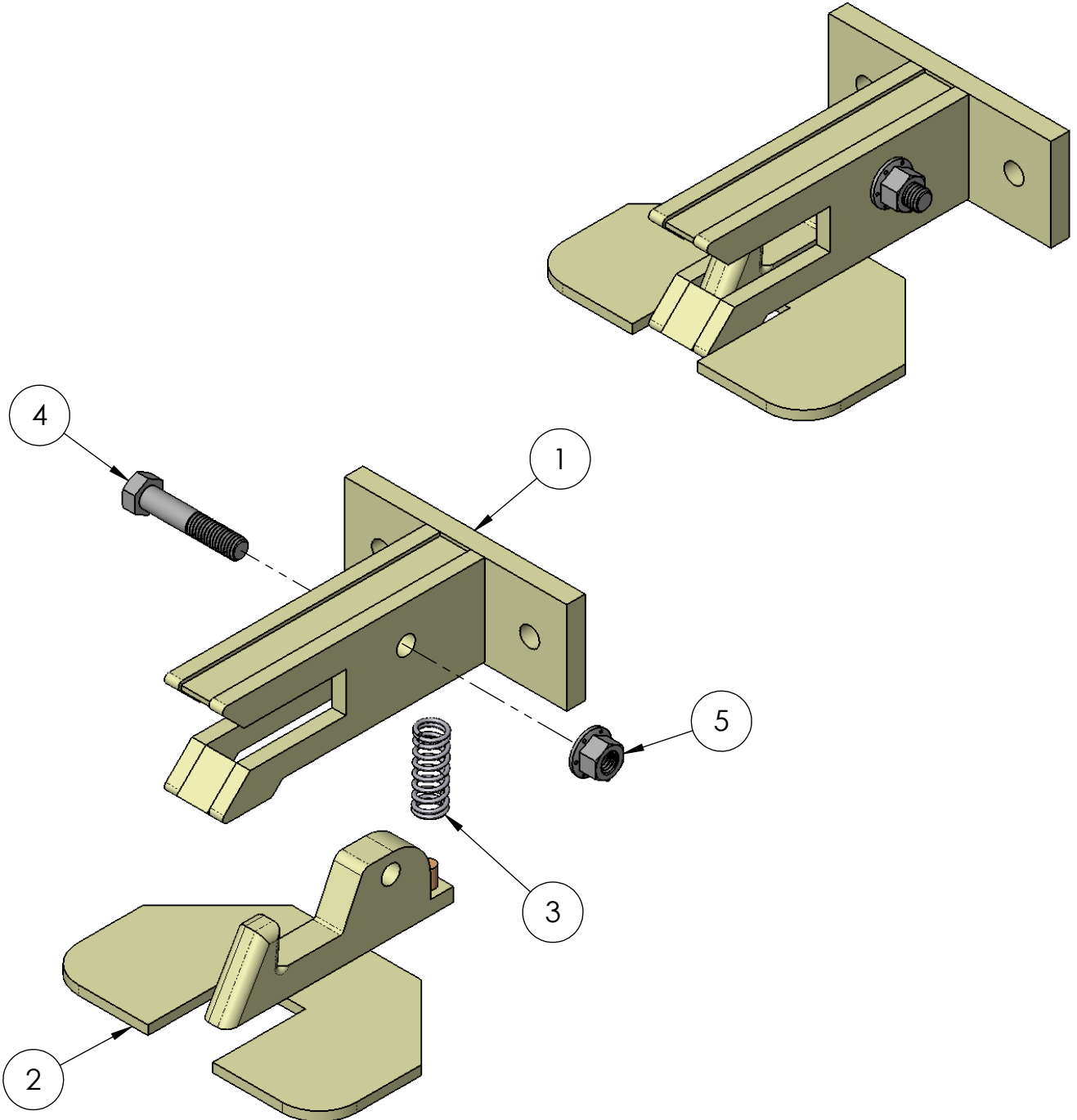
# HITCH 6940

ITEM NO.	QTY.	PART NUMBER	DESCRIPTION
1	1	69404	CENTERPAN WELDMENT
2	1	69403	HOOK & PEDAL WELDMENT
3	1	FHW1439	CLEVIS PIN , 3/4 X 2-3/4 (EL 2-1/2), SL
4	1	FHW1435	COTTER PIN, 5/32 X 1,ZS
5	1	400363	COMPRESSION SPRING



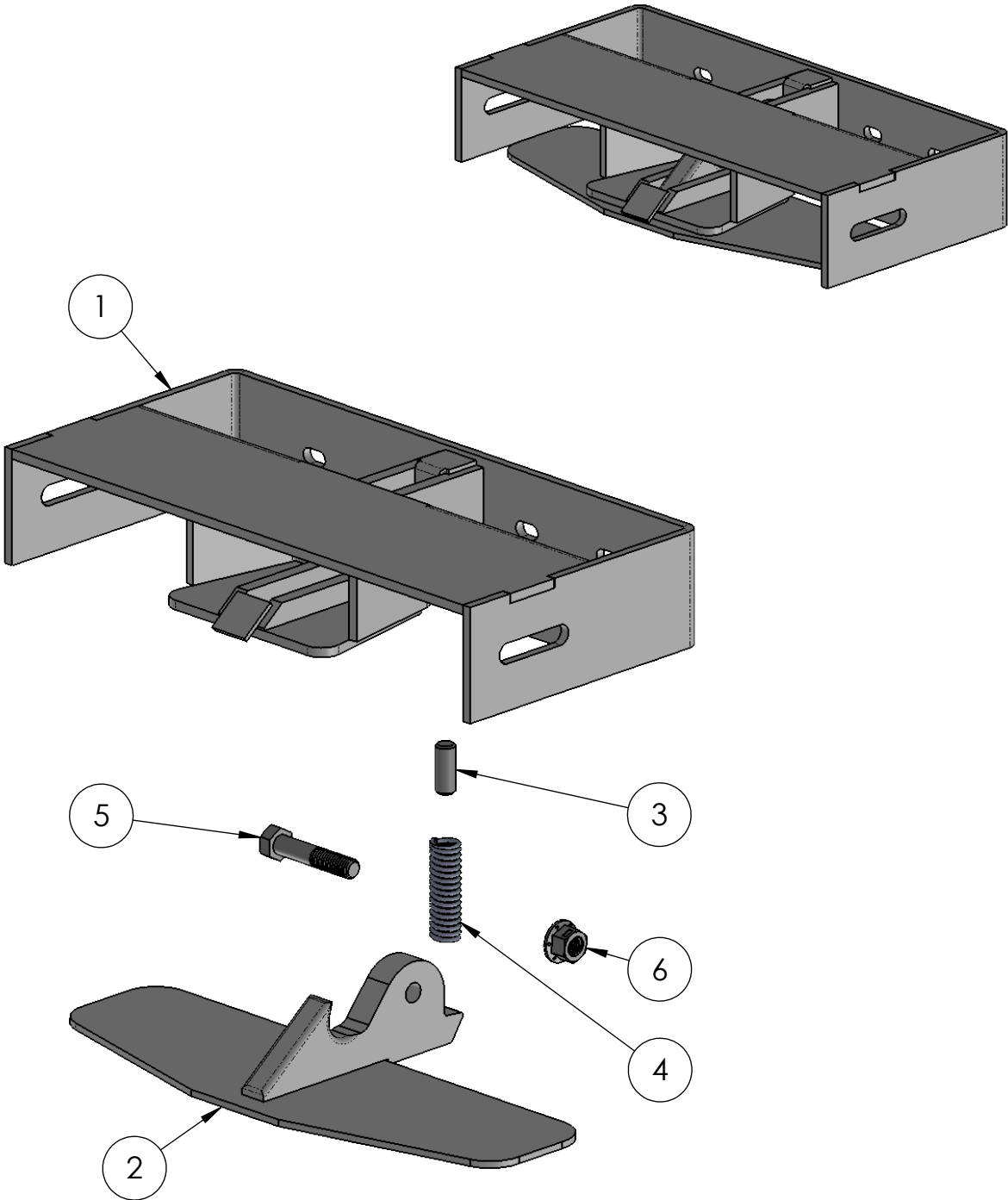
# HITCH 6950

ITEM NO.	QTY.	PART NUMBER	DESCRIPTION
1	1	6950BASE	BASE WELDMENT
2	1	6950HOOK	HOOK WELDMENT
3	1	11984	COMPRESION SPRING
4	1	FHW1089	HCS, 1/2-13 X 2-1/2, Z5
5	1	FHW1083	FLANGE NUT, 1/2-13, LOCK, ZS



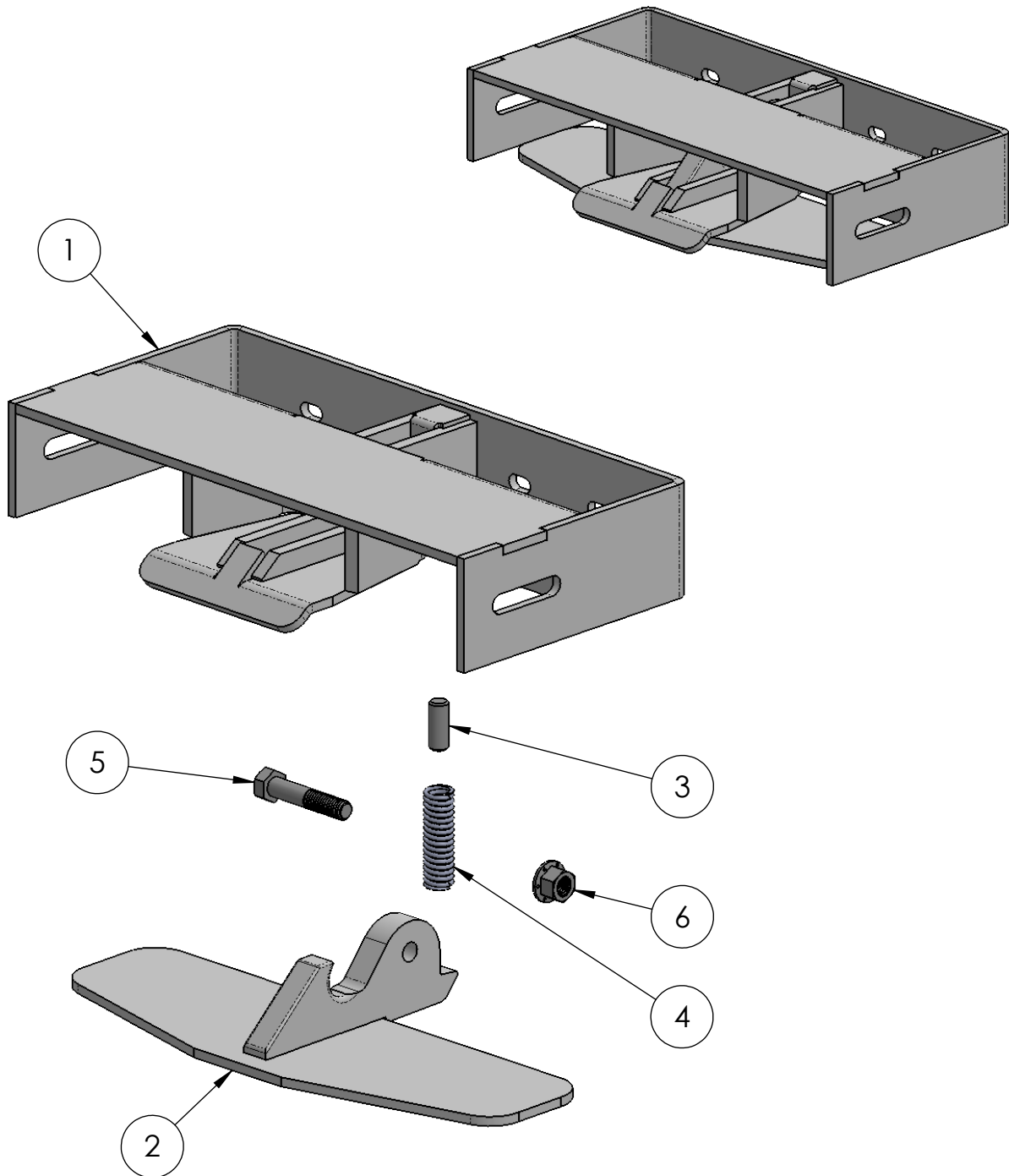
# HITCH 7300H-ZNC

ITEM NO.	QTY.	PART NUMBER	DESCRIPTION
1	1	73710-ZNC	HITCH FRAME WELDMENT
2	1	73756-ZNC	PEDAL/ HOOK WELDMENT
3	1	FHW1197	DOWEL PIN, 1/2 X 1-1/4, SL
4	1	FHW1198	COMPRESSION SPRING
5	1	FHW1089	HCS, 1/2-13 X 2-1/2, Z5
6	1	FHW1083	FLANGE NUT, 1/2-13, LOCK, ZS



# HITCH 7300K-ZNC

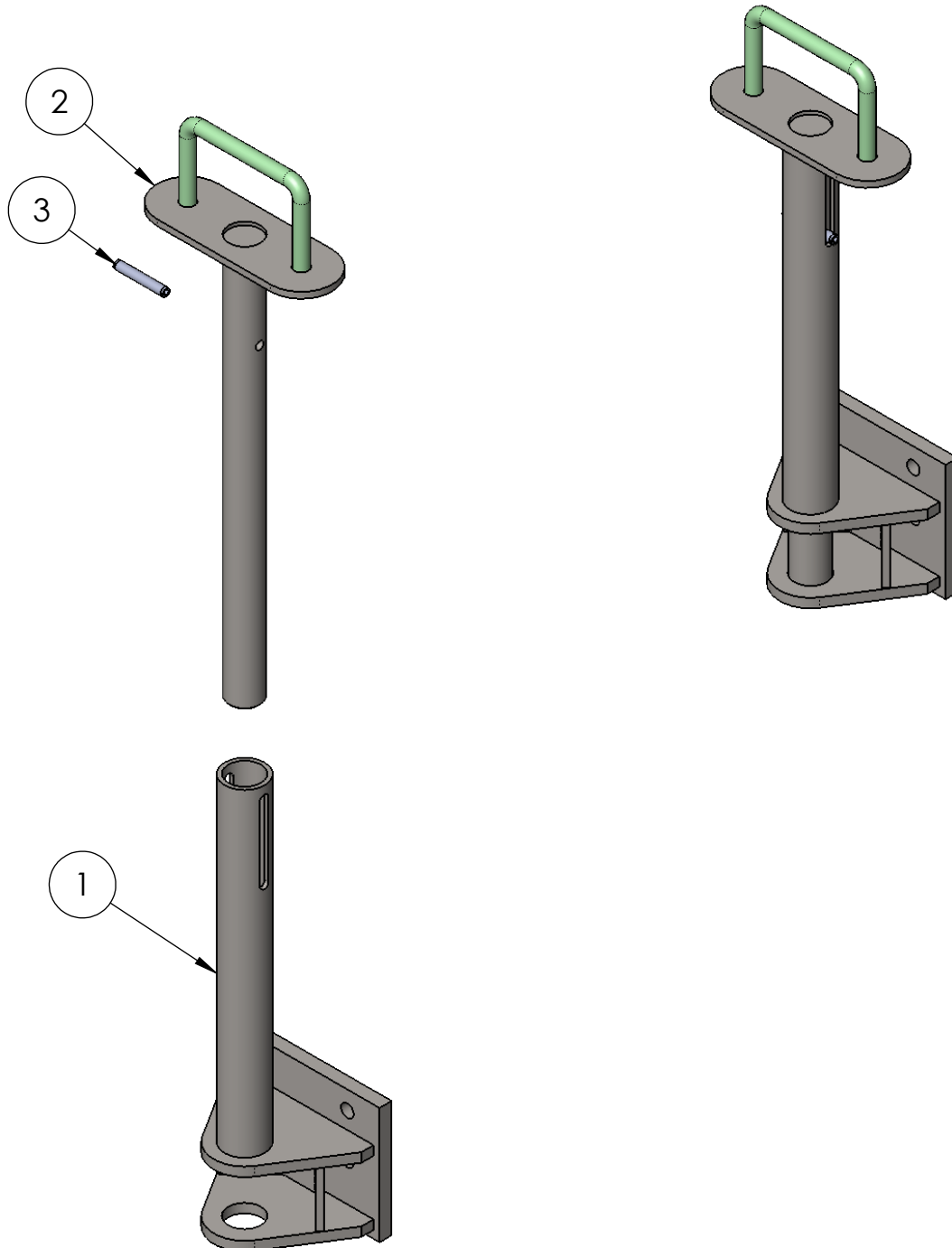
ITEM NO.	QTY.	PART NUMBER	DESCRIPTION
1	1	73710K-ZNC	HITCH FRAME WELDMENT
2	1	73756K-ZNC	PEDAL/HOOK WELDMENT
3	1	FHW1197	DOWEL PIN, 1/2 X 1-1/4, SL
4	1	FHW1198	COMPRESSION SPRING
5	1	FHW1089	HCS, 1/2-13 X 2-1/2, Z5
6	1	FHW1083	FLANGE NUT, 1/2-13, LOCK, ZS





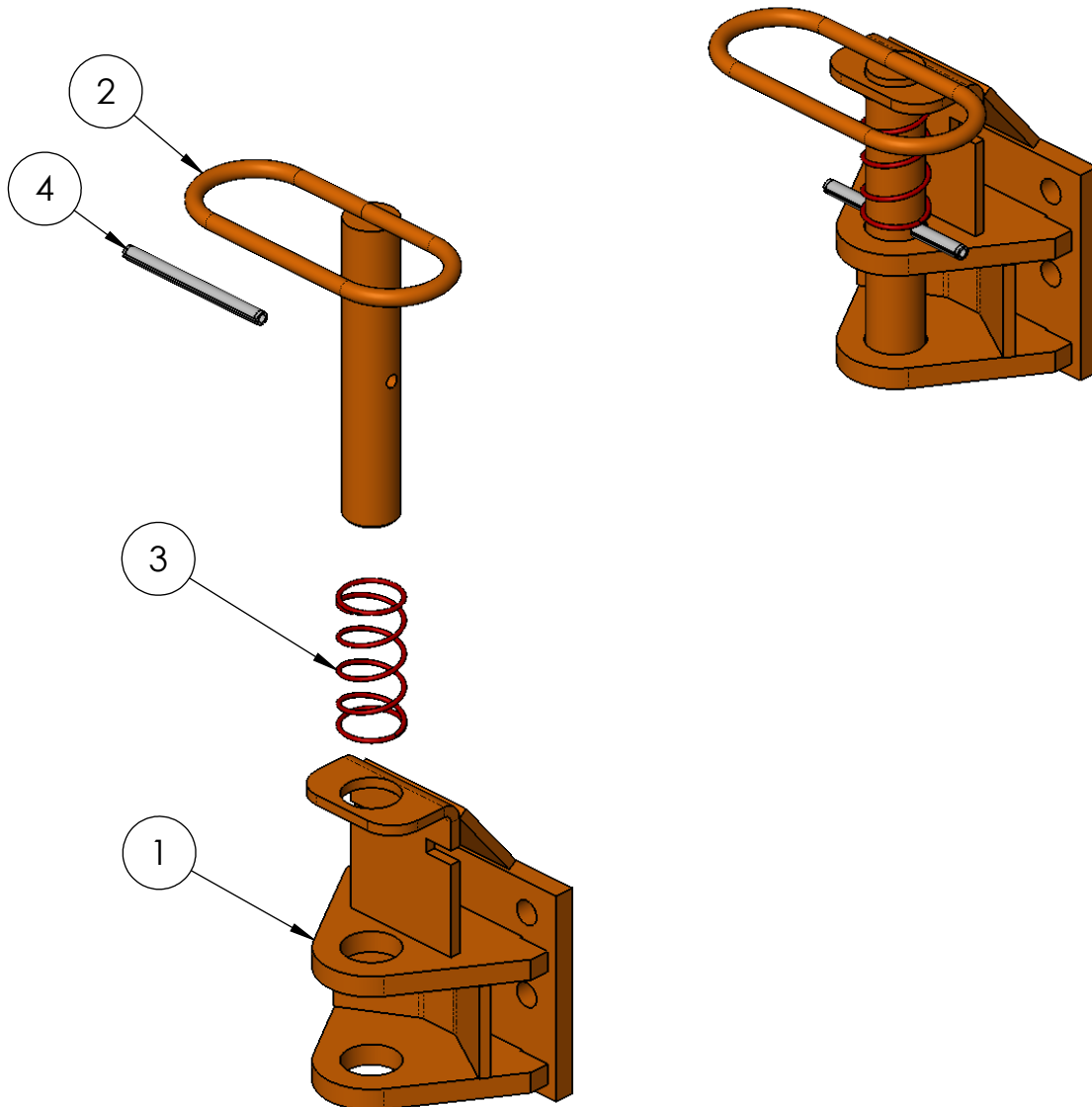
# PULL PIN HITCH SH-D-0061

ITEM NO.	QTY.	PART NUMBER	DESCRIPTION
1	1	QSPLPN-100	BASE WELDMENT
2	1	QSPLPN-101	DROP PIN
3	1	FHW1025	SPRING PIN, 5/16 X 2, ZS



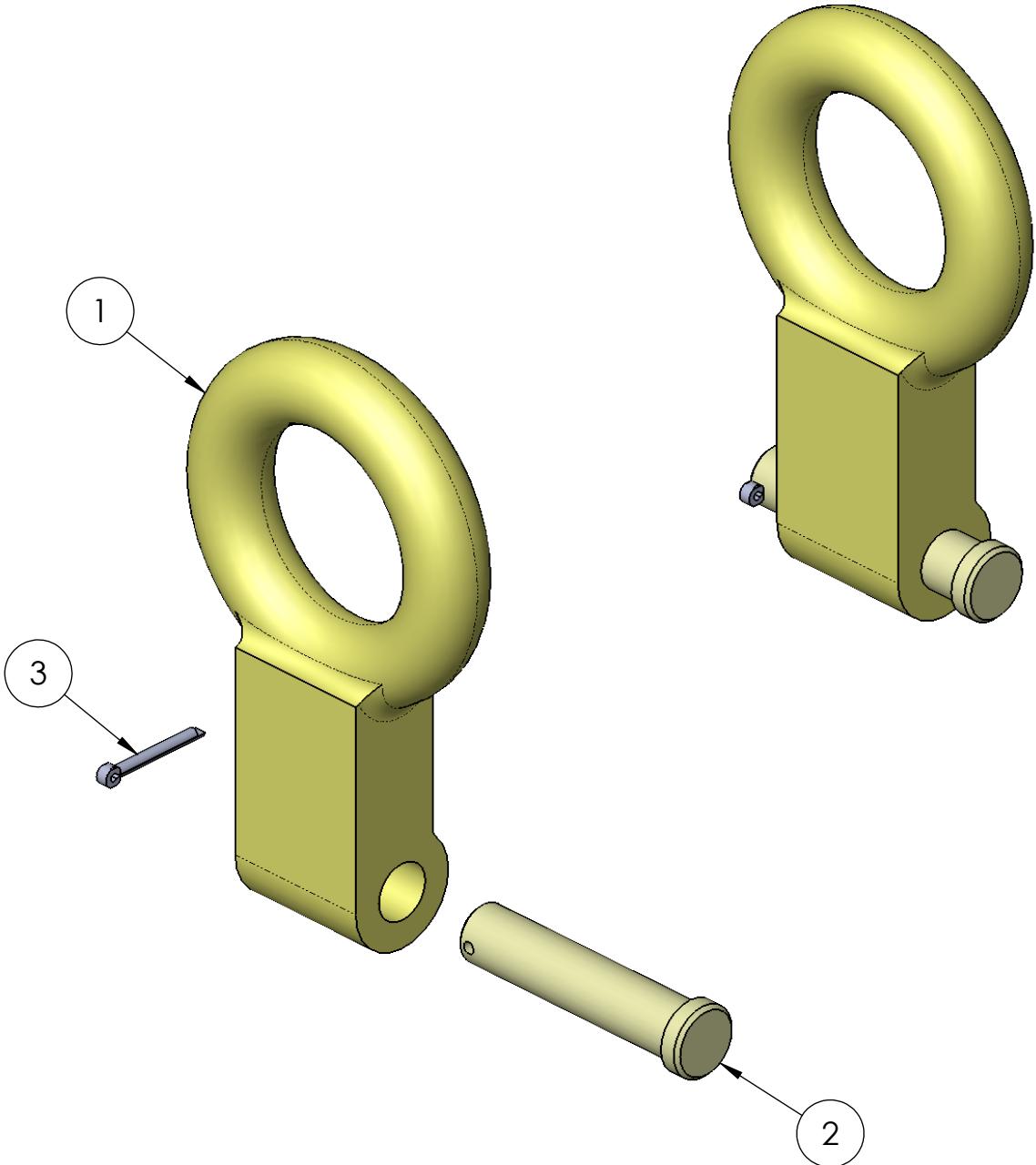
# LOW PROFILE PULL PIN HITCH LPHDPLPH-ASM

ITEM NO.	QTY.	PART NUMBER	DESCRIPTION
1	1	LPHDPLPH-101	LP PIN HITCH WELDMENT
2	1	LPHDPLPH-102	PULL PIN WELDMENT
3	1	HS1009	COMPRESSION SPRING
4	1	FHW1029	SPRING PIN, 5/16 X 4, SL



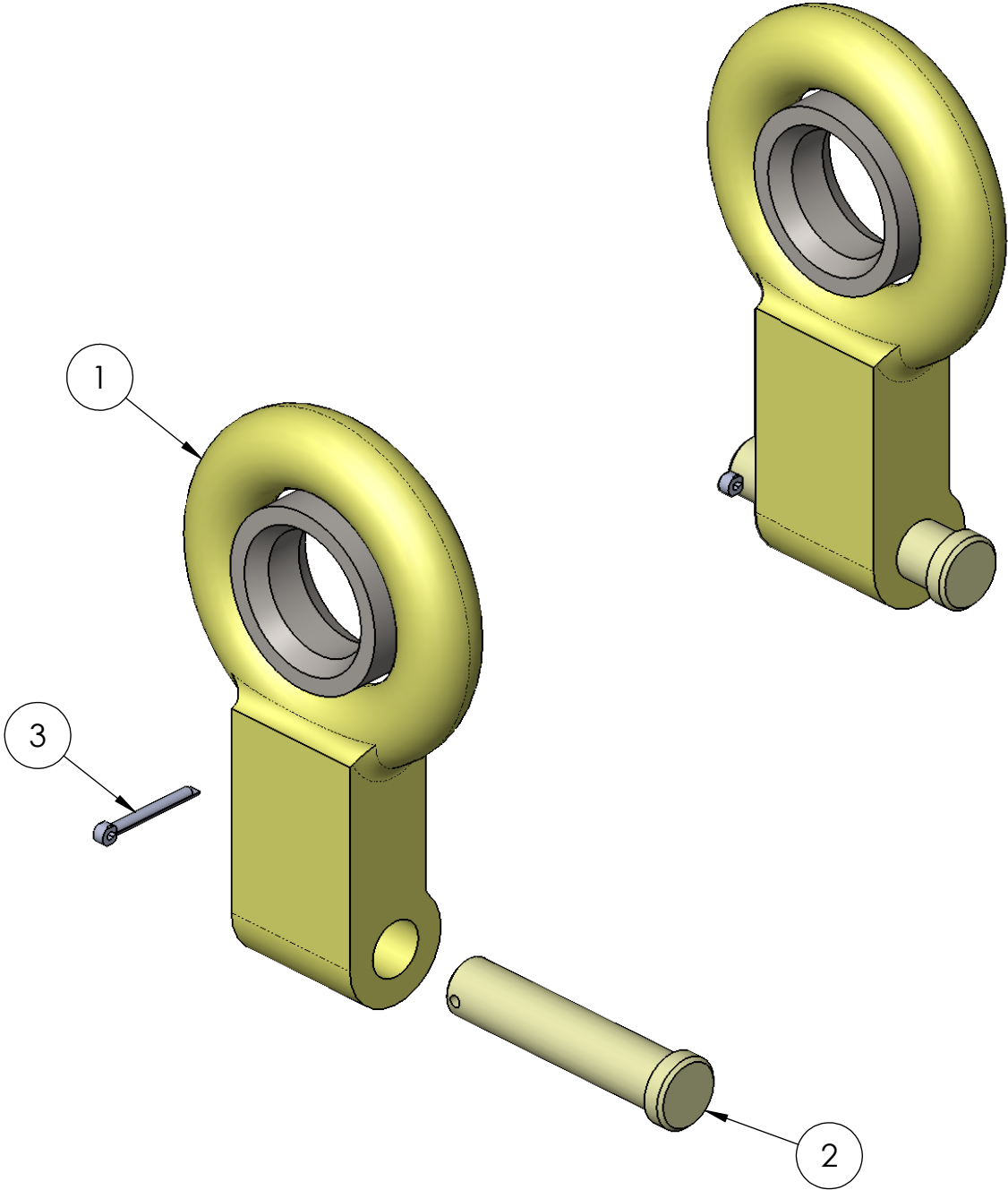
# PINTLE RING ASSEMBLY 4730

ITEM NO.	QTY.	PART NUMBER	DESCRIPTION
1	1	473045	PINTLE RING
2	1	FHW1004	CLEVIS PIN, 3/4 X 3-3/8 (EL 3-1/8), YZS
3	1	FHW1000	COTTER PIN, 5/32 X 1-1/4, ZS



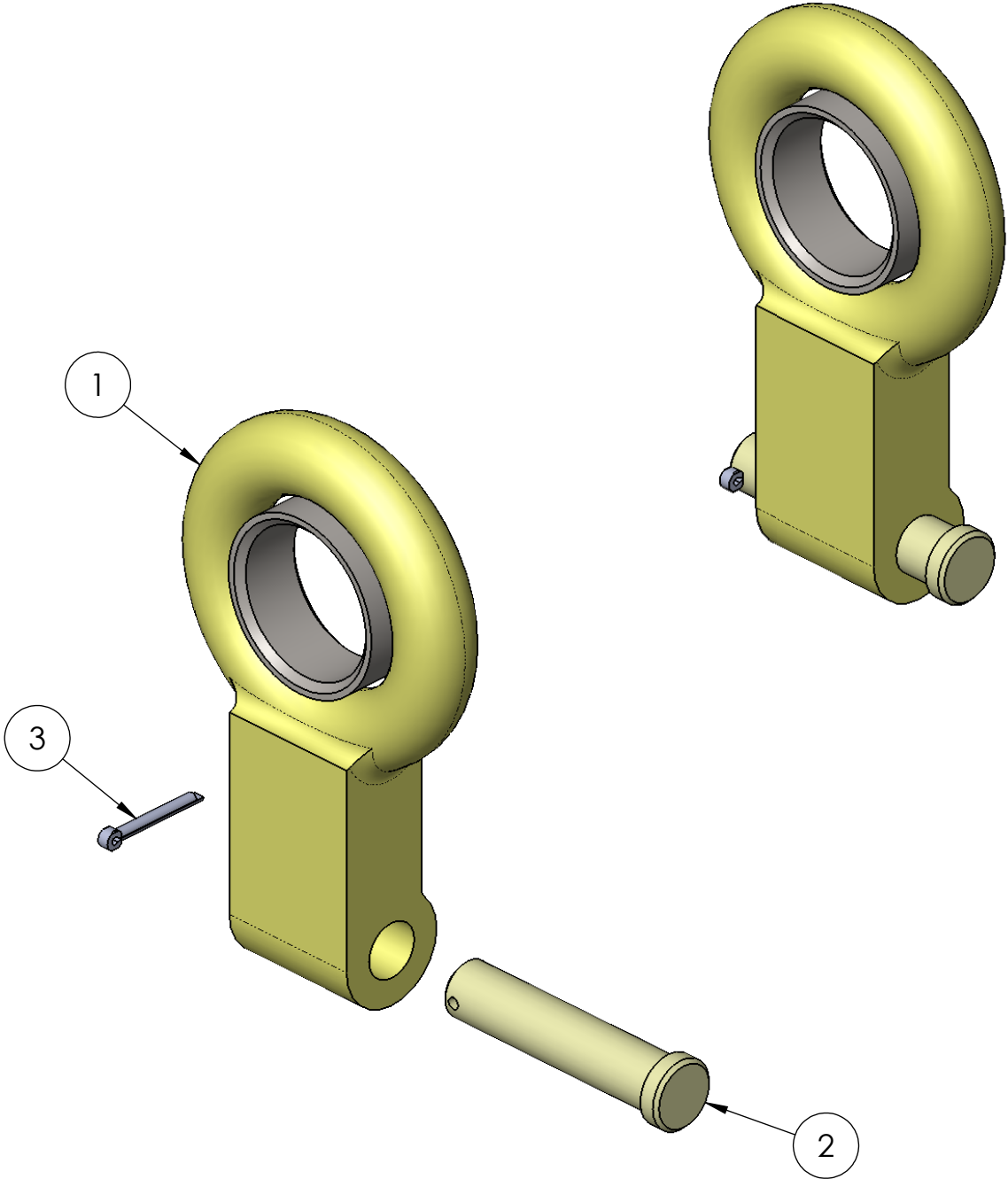
# PINTLE RING ASSEMBLY 4737

ITEM NO.	QTY.	PART NUMBER	DESCRIPTION
1	1	473745	PINTLE RING w/1-5/8" INSERT
2	1	FHW1004	CLEVIS PIN, 3/4 X 3-3/8 (EL 3-1/8), YZS
3	1	FHW1000	COTTER PIN, 5/32 X 1-1/4, ZS



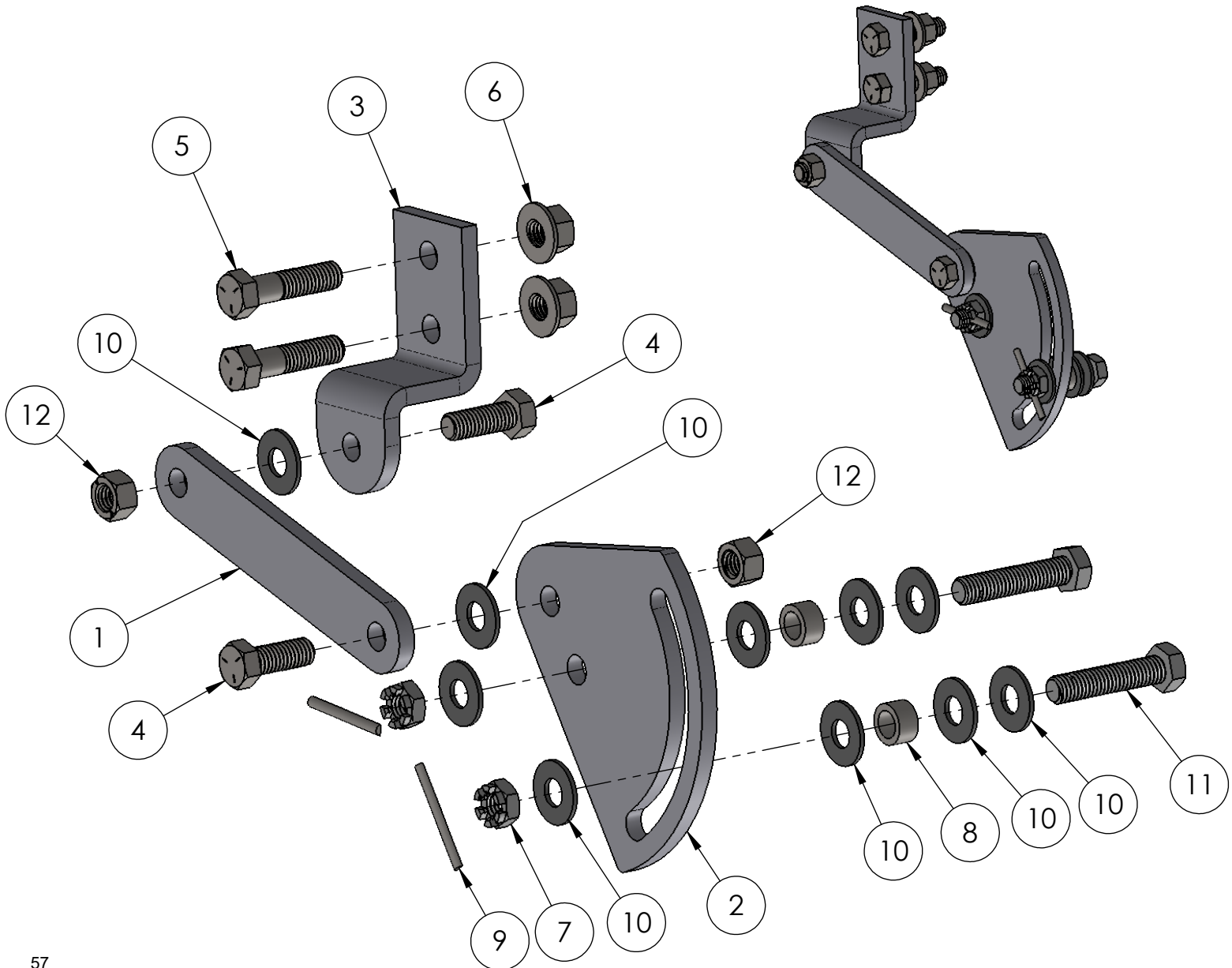
# PINTLE RING ASSEMBLY 4738

ITEM NO.	QTY.	PART NUMBER	DESCRIPTION
1	1	473845	PINTLE RING w/2" INSERT
2	1	FHW1004	CLEVIS PIN, 3/4 X 3-3/8 (EL 3-1/8), YZS
3	1	FHW1000	COTTER PIN, 5/32 X 1-1/4, ZS

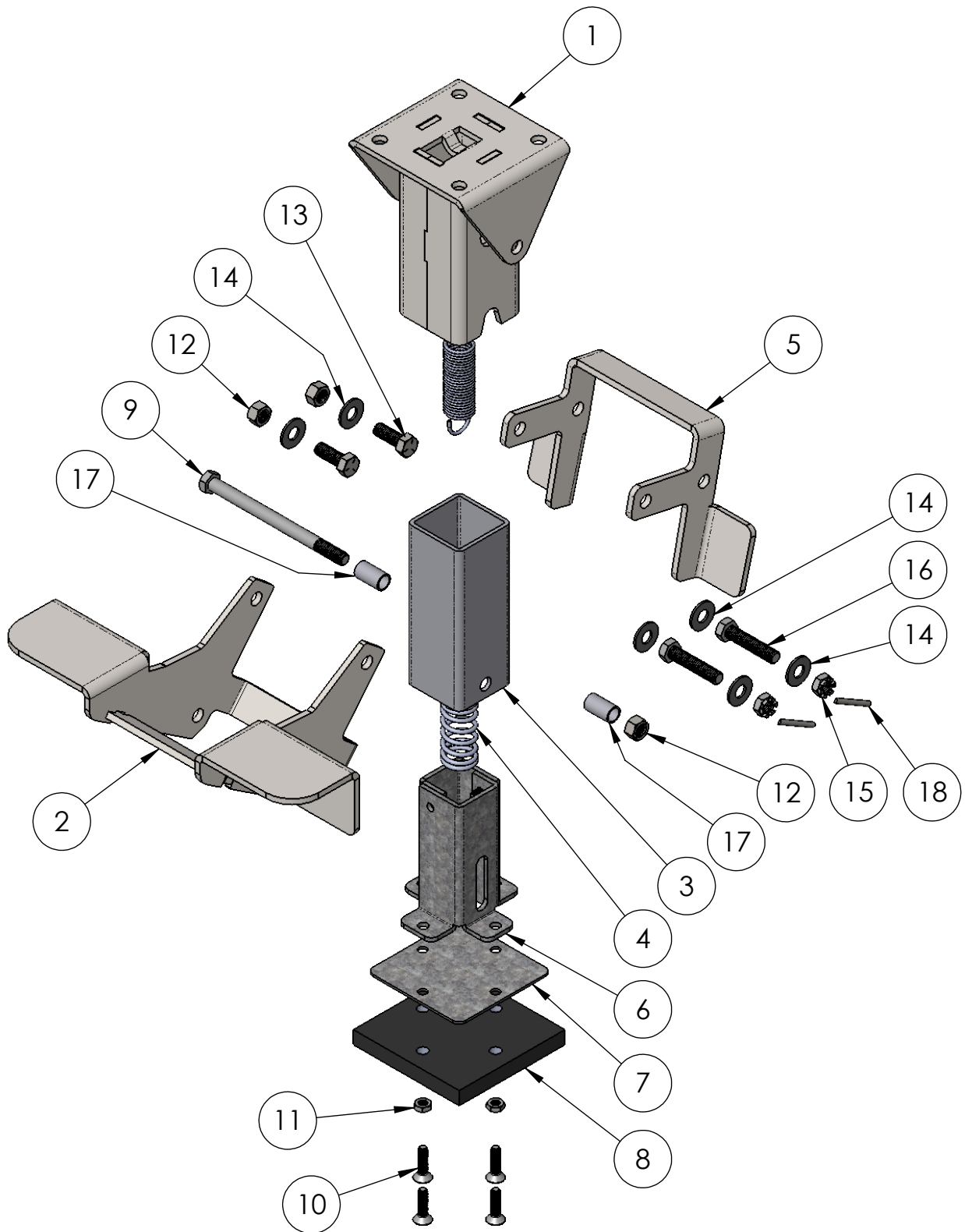


# AUTO RELEASE KIT 5165

ITEM NO.	QTY.	PART NUMBER	DESCRIPTION
1	1	5156	LINK
2	1	5155	PLATE - CAM
3	1	5159	LINK - OFFSET
4	2	FHW1090	HCS, 3/8-16 X 1,Z5
5	2	FHW1092	HCS, 3/8-16 X 1-1/2, Z5
6	2	FHW1085	FLANGE NUT, 3/8-16, LOCK, Z5
7	2	FHW1046	CASTLE NUT, 3/8-16, Z5
8	2	FHW1042	SPACER, 3/8 X 0.560 X 0.315, NYLON
9	2	FHW1002	COTTER PIN HALF, 3/32 X 1-1/2, Z5
10	10	FHW1430	WASHER, 3/8 X 7/8 X 1/16, NYLON
11	2	FHW1431	HCS, 3/8-16 X 1-3/4, FULL THREAD, W/ HOLE, Z5
12	2	FHW1145	NUT, 3/8-16, TOP LOCK, ZC



# FLOOR LOCK 4400F

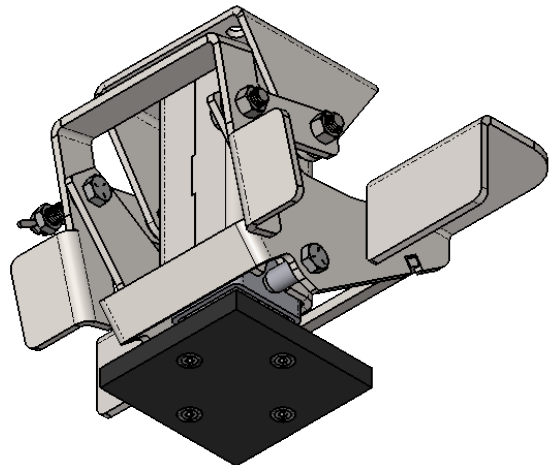
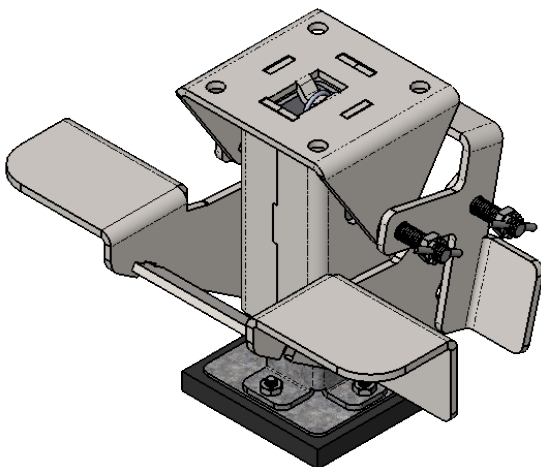


**B.O.M. ON NEXT PAGE**

# FLOOR LOCK 4400F

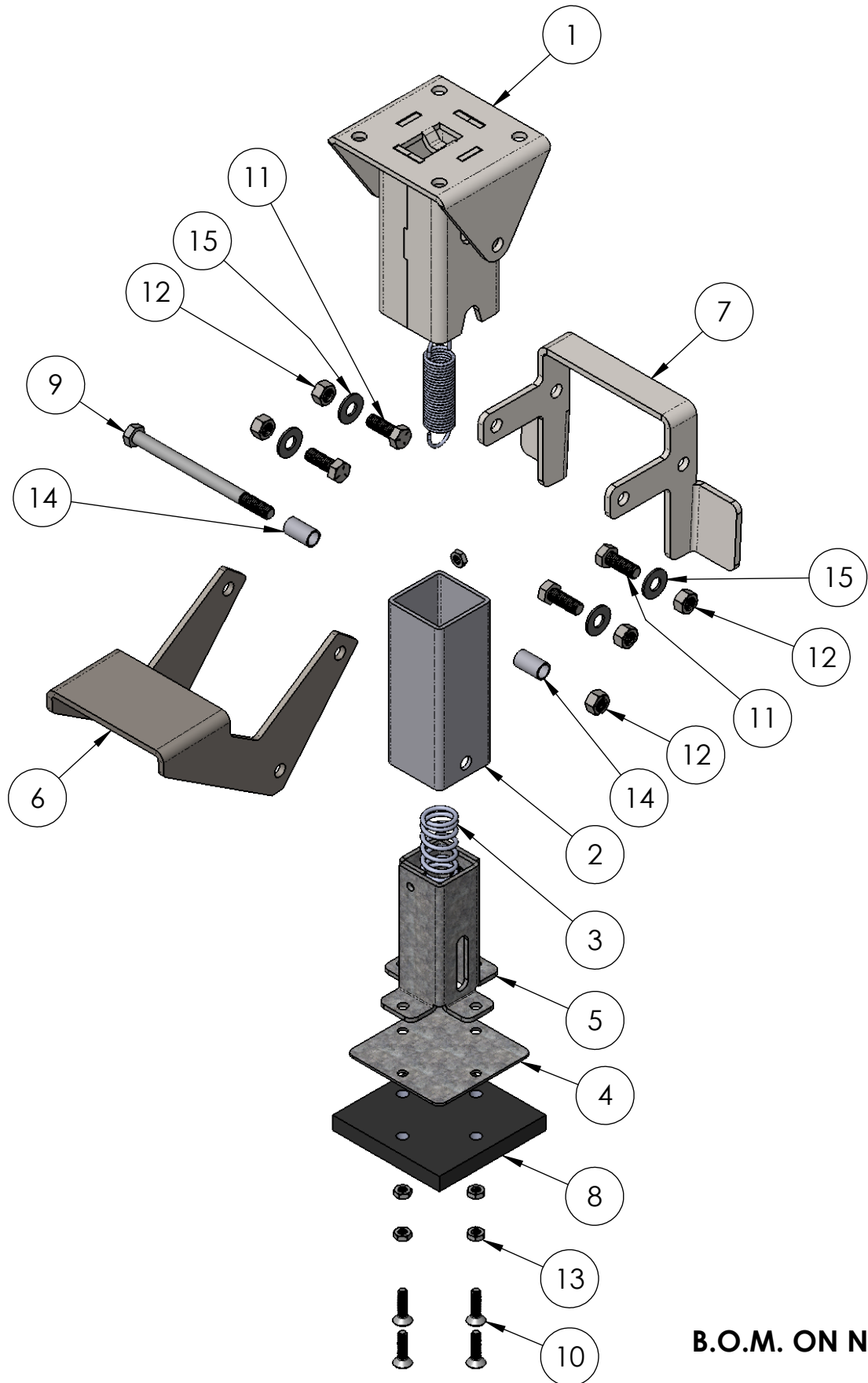
## B.O.M.

ITEM NO.	QTY.	PART NUMBER	DESCRIPTION
1	1	4423W	TOP TUBE ASSM w/ SPRING 9475
2	1	4420	FRONT BRAKE ENGAGEMENT PEDAL
3	1	4403	CENTER TUBE
4	1	9454	BOTTOM COMPRESSION SPRING
5	1	4410	STRAP
6	1	4422	BOTTOM TUBE ASSM.
7	1	4401	BOTTOM FOOT PAD PLATE
8	1	500058	4 X 4 X 3/8 RUBBER PAD
9	1	FHW1399	HCS, 3/8-16 X 5, Z5
10	4	FHW1200	FHSCS, 1/4-20 X 1, Z5
11	4	FHW1369	JAM - LOCK NUT, 1/4-20 X 5/32, Z5
12	3	FHW1145	NUT, 3/8-16, TOP LOCK, ZC
13	2	FHW1090	HCS, 3/8-16 X 1,Z5
14	6	FHW1430	WASHER, 3/8 X 7/8 X 1/16, NYLON
15	2	FHW1046	CASTLE NUT, 3/8-16, Z5
16	2	FHW1431	HCS, 3/8-16 X 1-3/4, FULL THREAD, W/ HOLE, Z5
17	2	FHW1429	SPACER, 3/8 X 1/2 X 7/8, Z5
18	2	FHW1002	COTTER PIN HALF, 3/32 X 1-1/2, Z5





# FLOOR LOCK 4400S

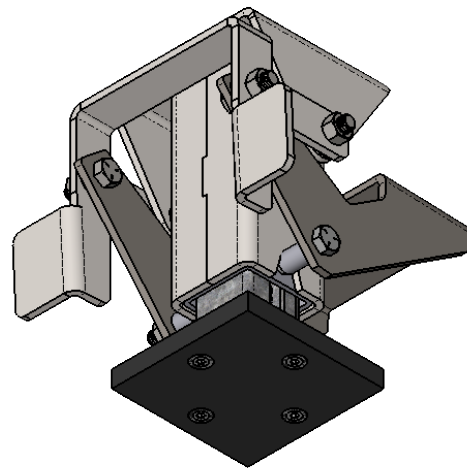
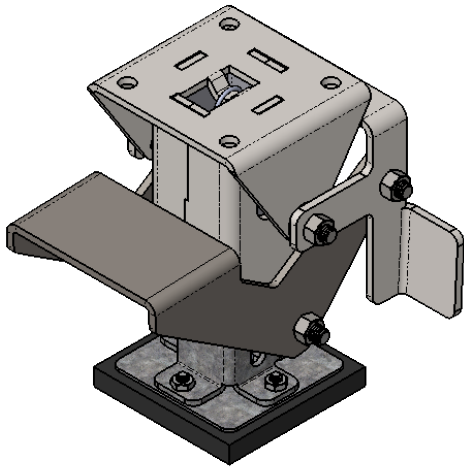


**B.O.M. ON NEXT PAGE**

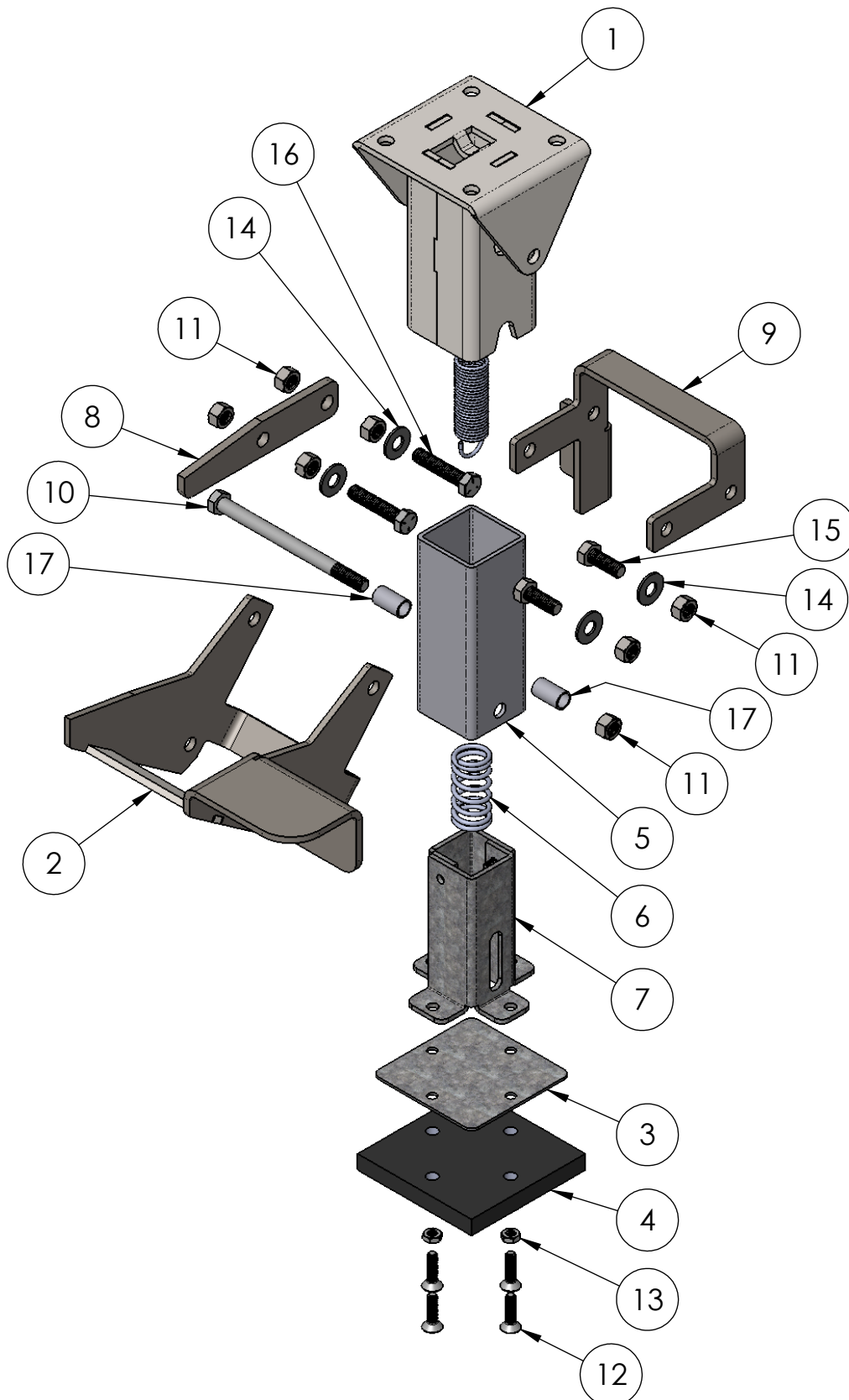
# FLOOR LOCK 4400S

## B.O.M.

ITEM NO.	QTY.	PART NUMBER	DESCRIPTION
1	1	4423W	TOP TUBE ASSM w/ SPRING 9475
2	1	4403	CENTER TUBE
3	1	9454	BOTTOM COMPRESSION SPRING
4	1	4401	BOTTOM FOOT PAD PLATE
5	1	4422	BOTTOM TUBE ASSM.
6	1	4407	SIDE BRAKE PEDAL
7	1	4410	STRAP
8	1	500058	4 X 4 X 3/8 RUBBER PAD
9	1	FHW1399	HCS, 3/8-16 X 5, Z5
10	4	FHW1200	FHSCS, 1/4-20 X 1, Z5
11	4	FHW1090	HCS, 3/8-16 X 1, Z5
12	5	FHW1145	NUT, 3/8-16, TOP LOCK, ZC
13	4	FHW1369	JAM - LOCK NUT, 1/4-20 X 5/32, Z5
14	2	FHW1429	SPACER, 3/8 X 1/2 X 7/8, Z5
15	4	FHW1430	WASHER, 3/8 X 7/8 X 1/16, NYLON



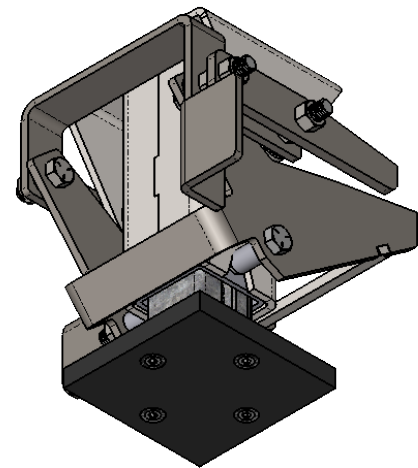

# FLOOR LOCK 4400C



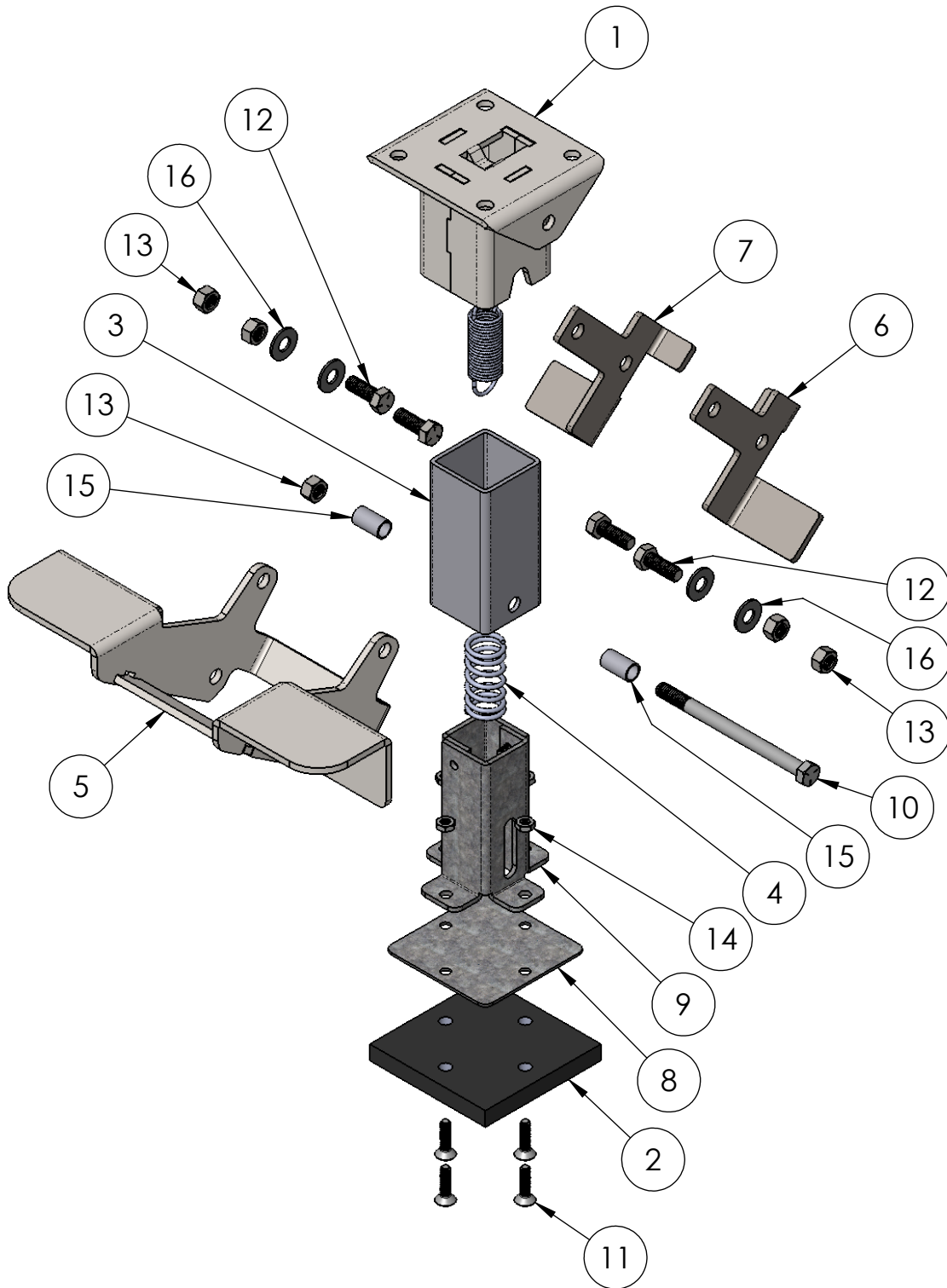
# FLOOR LOCK 4400C

## B.O.M.

ITEM NO.	QTY.	PART NUMBER	DESCRIPTION
1	1	4423W	TOP TUBE ASSM w/ SPRING 9475
2	1	4420MOD	ONE SIDED PETAL
3	1	4401	BOTTOM FOOT PAD PLATE
4	1	500058	4 X 4 X 3/8 RUBBER PAD
5	1	4403	CENTER TUBE
6	1	9454	BOTTOM COMPRESSION SPRING
7	1	4422	BOTTOM TUBE ASSM.
8	1	4410TRIP	FLAT PLATE
9	1	4410MOD	FORMED PLATE
10	1	FHW1399	HCS, 3/8-16 X 5, Z5
11	7	FHW1145	NUT, 3/8-16, TOP LOCK, ZC
12	4	FHW1200	FHSCS, 1/4-20 X 1, ZS
13	4	FHW1369	JAM - LOCK NUT, 1/4-20 X 5/32, ZS
14	4	FHW1430	WASHER, 3/8 X 7/8 X 1/16, NYLON
15	2	FHW1090	HCS, 3/8-16 X 1,Z5
16	2	FHW1431	HCS, 3/8-16 X 1-3/4, FULL THREAD, W/ HOLE, Z5
17	2	FHW1429	SPACER, 3/8 X 1/2 X 7/8, ZS

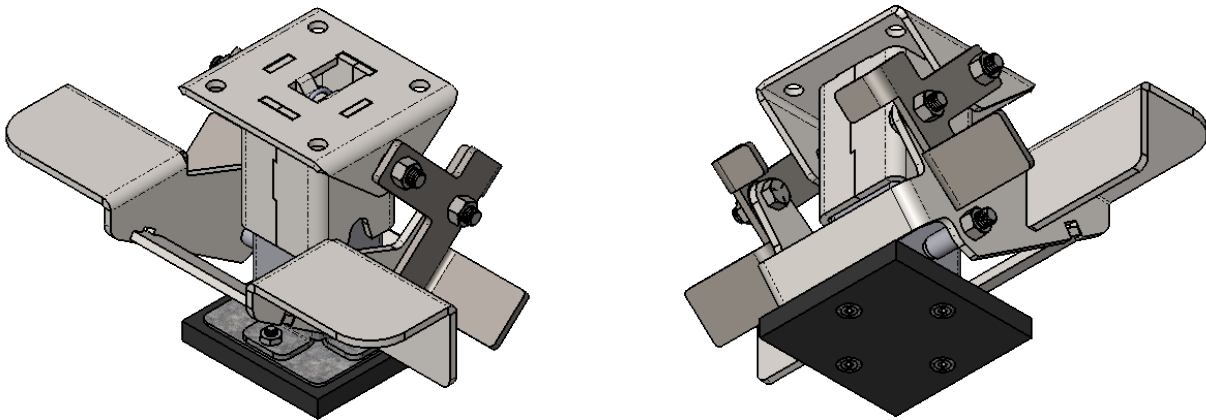


# FLOOR LOCK 44006F

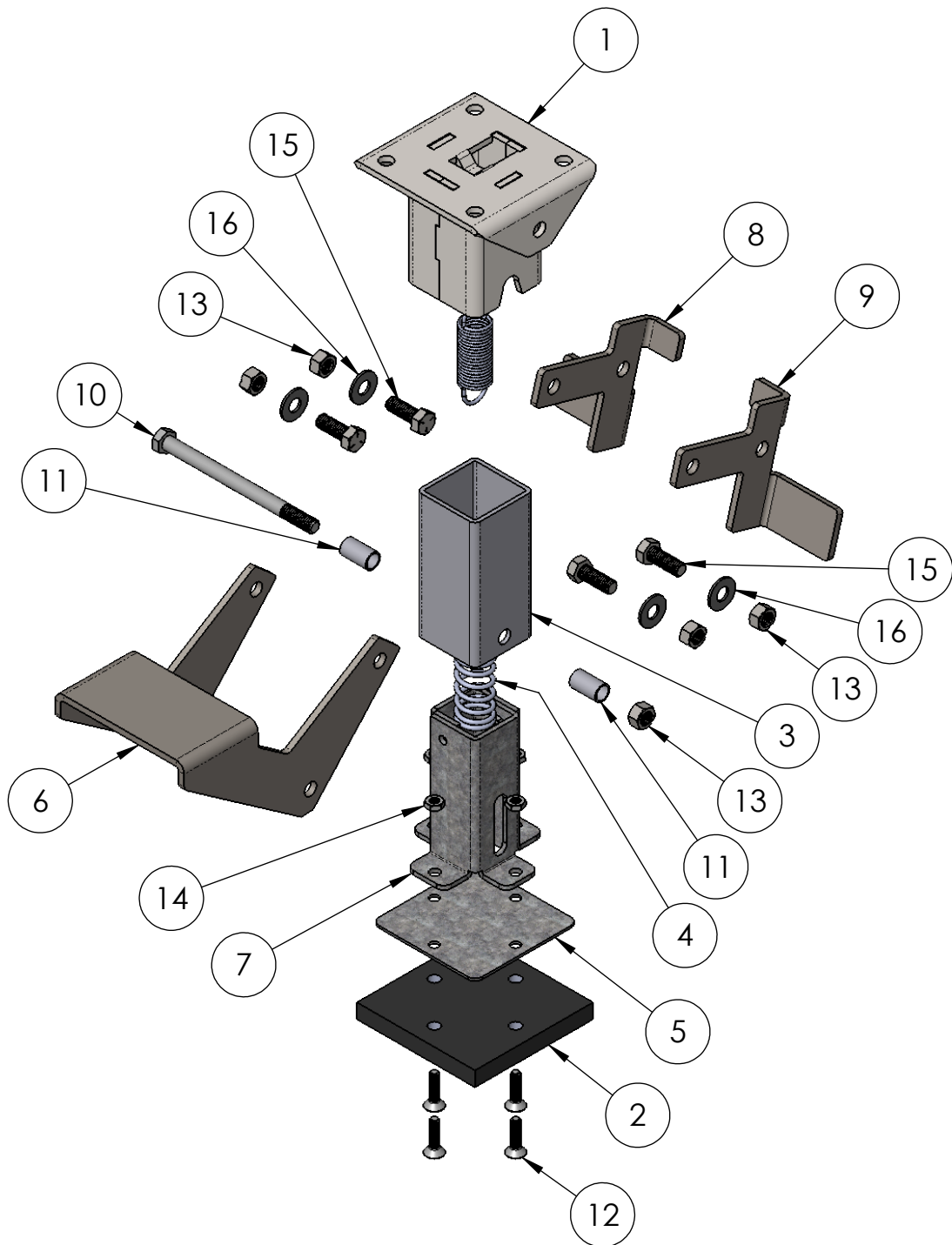


# FLOOR LOCK 44006F B.O.M.

ITEM NO.	QTY.	PART NUMBER	DESCRIPTION
1	1	4423W6	TOP TUBE ASSM w/ SPRING 400050
2	1	500058	4 X 4 X 3/8 RUBBER PAD
3	1	4430	CENTER TUBE
4	1	9454	BOTTOM COMPRESSION SPRING
5	1	4436	PEDAL WELDMENT METKO PART
6	1	4434	LEFT RELEASE STRAP
7	1	4433	RIGHT RELEASE STRAP
8	1	4401	BOTTOM FOOT PAD PLATE
9	1	4422	BOTTOM TUBE ASSM.
10	1	FHW1399	HCS, 3/8-16 X 5, Z5
11	4	FHW1200	FHSCS, 1/4-20 X 1, Z5
12	4	FHW1090	HCS, 3/8-16 X 1,Z5
13	5	FHW1145	NUT, 3/8-16, TOP LOCK, ZC
14	4	FHW1369	JAM - LOCK NUT, 1/4-20 X 5/32, ZS
15	2	FHW1429	SPACER, 3/8 X 1/2 X 7/8, ZS
16	4	FHW1430	WASHER, 3/8 X 7/8 X 1/16, NYLON



# FLOOR LOCK 44006S



# FLOOR LOCK 44006S B.O.M.

ITEM NO.	QTY.	PART NUMBER	DESCRIPTION
1	1	4423W6	TOP TUBE ASSM w/ SPRING 400050
2	1	500058	4 X 4 X 3/8 RUBBER PAD
3	1	4430	CENTER TUBE
4	1	9454	BOTTOM COMPRESSION SPRING
5	1	4401	BOTTOM FOOT PAD PLATE
6	1	4407	SIDE BRAKE PEDAL
7	1	4422	BOTTOM TUBE ASSM.
8	1	4433	RIGHT RELEASE STRAP
9	1	4434	LEFT RELEASE STRAP
10	1	FHW1399	HCS, 3/8-16 X 5, Z5
11	2	FHW1429	SPACER, 3/8 X 1/2 X 7/8, ZS
12	4	FHW1200	FHSCS, 1/4-20 X 1, ZS
13	5	FHW1145	NUT, 3/8-16, TOP LOCK, ZC
14	4	FHW1369	JAM - LOCK NUT, 1/4-20 X 5/32, ZS
15	4	FHW1090	HCS, 3/8-16 X 1,Z5
16	4	FHW1430	WASHER, 3/8 X 7/8 X 1/16, NYLON

